



2011 Post-Graduate Survey Report:

Students' Assessment of the Onondaga Community College Experience

Prepared by:

Office of Institutional Planning, Assessment & Research

November 2012

<http://www.sunyocc.edu/index.aspx?menu=672&id=7957>

Table of Contents

| | |
|--|-----------|
| Executive Summary | 3 |
| Introduction | 5 |
| Part I: Methodology | 6 |
| Sample..... | 6 |
| Format and Delivery | 6 |
| Incentive..... | 7 |
| Part II: 2011 Graduate Data | 7 |
| Overall Degrees Conferred | 7 |
| Survey Participation | 7 |
| Part III: Summary of Key Findings | 8 |
| Section I: Employment | 8 |
| Section II: Continuing Education | 11 |
| Section III: Educational Experience at OCC | 13 |
| Part IV: Aggregate Survey Results | 16 |
| Section I: Employment | 16 |
| Section II: Continuing Education | 18 |
| Section III: Educational Experience at OCC | 19 |
| Appendices | 22 |
| Appendix A: Supplemental Employment Data | 22 |
| Appendix B: Supplemental Continuing Education Data | 26 |
| Appendix C: 2012-2013 College Catalog Insert (By Program)..... | 27 |
| Appendix D: 2011 Post-Graduate Survey Tool | 28 |

Executive Summary

A measurement of an institution's success in achieving its mission and objectives may be obtained through tracking and monitoring graduate feedback received in reference to overall satisfaction with the college experience, and continued academic and/or career success. Onondaga monitors feedback and updates received from its graduates regarding their employment status, continued education, and satisfaction with the OCC experience via data collected from an annual survey conducted post-graduation by the Office of Institutional Planning, Assessment and Research (IPAR). The *2011 Post-Graduate Survey Report* is a compilation of the myriad of feedback received from Onondaga graduates in order to assess their College experience.

This survey was administered to students from Onondaga's graduating class of 2011 during spring/summer 2012. Questionnaires were delivered to all of the 1,208 graduates for whom individual degrees were conferred; 373 (30.9%) completed surveys were returned.

Highlights

Class of 2011 (1,208 Graduates)

- 61.5% of graduates had completed OCC's articulation/transfer programs: 26.7% earned Associate in Arts (AA) degrees; 34.8% earned Associate in Science (AS) degrees.
- 38.5% of graduates focused on career programs: 35.1% earned Associate in Applied Science (AAS) degrees; 3.4% earned certificates for completing essential coursework typically required for entry-level positions.

2011 Post-Graduate Survey Report - Participation and Responses

Degrees Conferred (373 Participants)

- Consistent with the degrees conferred for the class of 2011 overall, the majority of 2011 post-graduate survey participants (53.9%) had also completed transfer programs: 31.4% of survey participants were granted AS degrees; 22.5% were granted AA degrees.
- 46.2% of graduates focused on career programs: 41.6% earned AAS degrees; 4.6% obtained certificates upon completion of their career program curricula.

Employment (267 Participants)

- 71.6% of survey participants are currently employed; of these 2011 graduates who are working:
 - 63.3% indicated full-time as their primary employment status.
 - 74.0% are employed in Onondaga County.
 - 51.9% reported having jobs on their career paths.
- 262 participants responded to the question regarding the extent to which [graduates] felt their OCC education has prepared them for their current jobs:
 - 38.5% indicated a *slight degree*.
 - 33.2% indicated a *great degree*.

Continuing Education (202 Participants)

- 54.2% of survey participants are currently attending an educational institution:
 - 83.2% are currently enrolled as full-time students.
 - 81.3% of the aggregate 198 responses received for this question indicate OCC credits transferred without difficulty [to other educational institutions].
- In response to the survey's request for feedback regarding the extent to which 2011 graduates felt their OCC education had prepared them for further study: 75.4% of 199 survey participants had chosen *to a great degree* as their option for responding to this question.

Educational Experience at OCC

- The majority of 2011 survey participants (97.0%) indicated they *probably would* or *definitely would* recommend Onondaga to others.
- 96.5% of respondents reported they had achieved their educational goal while attending Onondaga.

Introduction

The Office of Institutional Planning, Assessment and Research (IPAR) conducts an annual retrospective survey with a focus on recent Onondaga Community College graduates—delivered approximately one year after commencement. The scope of the survey primarily focuses on collecting employment and continuing education data, along with graduates’ perception of their educational experience while attending Onondaga. Feedback provided by OCC’s graduates enables the College to remain informed of current alumni/graduate endeavors.

At Onondaga, student success lies at the very core of the College’s mission. An important way OCC can measure its success in fulfilling its mission is through an analysis of data and feedback obtained from surveys directed toward recent graduates. This post-graduate survey tool can effectively provide insight into the student-alumni perspective for a myriad of functional areas throughout the College; data and feedback received may be used by Onondaga to inform important decisions.

Graduate data collected is utilized to measure levels of student satisfaction regarding several facets of their OCC experience, including:

- General Education curriculum;
- Academic department/discipline;
- Personal/professional skills development; and
- College resources and services

The survey also addresses graduates’ perception of their corresponding degree/certificate program-specific learning outcomes. Comments received are also made available to the related academic department/discipline chairperson(s). Resource/service-specific feedback is distributed to appropriate management personnel for continuous improvement purposes.

Once gathered, data and feedback are compiled, analyzed and delivered through the proceeding comprehensive *Post-Graduate Survey Report*. Additionally, per-program snapshots of the survey participants who are currently employed and/or continuing their education are presented in the annual College Catalog¹. IPAR also isolates feedback received for individual programs and posts program-specific highlight data in WEAVEonline—OCC’s centralized online assessment and planning management system.

¹ [Appendix C](#): 2012-2013 College Catalog Insert (By Program)

Graduate data is also used for the following:

- Sharing updated contact information with Alumni Relations personnel.
- Utilizing employment data collected to facilitate the College's effort to create synergies with employers who are hiring OCC graduates.

Through dissemination and use of continued education/employment data provided by its graduates, Onondaga and its stakeholders are granted the best possible opportunity to promote student success and continually improve programs and services for future students.

The following is a comprehensive analysis report for OCC's class of 2011 (2010 *Post-Graduate Survey Report* data has been included in order to provide an appropriate reference when required). Establishing baselines, and providing a longitudinal prospective of acquired data can help the College and its constituents to best make informed decisions, identify trends, gauge student perceptions, highlight successes, and identify opportunities for improvement.

This survey report is organized into four major parts. The first part summarizes information regarding survey methodology. The second part displays information regarding the graduate population. The third part briefly displays key survey findings from the three main sections of the survey tool, employment, continuing education and educational experience. Finally, the fourth part provides the quantitative findings for all of the questions presented in the survey.

Part I: Methodology

Sample

The post-graduate survey was administered to all students who graduated between September 1st 2010 and August 31st 2011. The findings for the Class of 2011 are based on 373 (30.9%) respondents from the total sample of 1,208 degrees/certificates conferred. Of the 1,208 degrees conferred, there were 1,202 unique graduates (six of whom earned two degrees). Each student was afforded the opportunity to complete and return one survey per degree earned. Ultimately, no student completed more than one survey. The entire survey was conducted from spring through mid-summer 2012.

Format and Delivery

Surveys were administrated in three formats: digital, paper and telephone:

Digital: A communication requesting participation in the survey along with a link containing the URL was sent to all graduates via email. The email addresses consisted of both SUNY Onondaga-issued and personal email addresses that were on file with the Registrar's office. Over the course of several weeks, three subsequent reminders were sent to all non-responders (responses were tracked for this purpose).

Paper: For all non-responders to the electronic mode of delivery, a Graduate Survey packet was assembled and delivered via traditional mail. The packets contained a cover

letter, survey, program-specific student learning outcomes insert, and a self-addressed, postage-paid return envelope.

Telephone: For the purposes of obtaining important employment information from students that had completed terminal degrees (Associate in Applied Science or AAS degrees), telephone calls were used as the last method of contact.

Incentive

In order to elicit as many responses as possible, the office of Institutional Planning, Assessment and Research had incentivized students to complete the survey by offering a chance to win a brand new Amazon Kindle Touch®. Each communication clearly stated that one winner would be chosen at random.

Part II: 2011 Graduate Data

Overall Degrees Conferred

Figure 1: Aggregate degrees conferred for the class of 2011, categorized by degree type. 35.1% of 2011 overall degrees conferred were for granted for career programs; 61.5% were granted for transfer programs; and 3.4% were granted for certificate programs.

| Figure 1: Aggregate Degrees Conferred (All Graduates) | | | | | | |
|---|------|-------|-------------|--------------|-------------|--------------|
| Degree Type | | Trend | 2011 | | 2010 | |
| | | | N | % | N | % |
| Terminal Degrees/Career Programs | AAS | ● | 424 | 35.1 | 407 | 35.1 |
| Transfer Degrees/Transfer Programs | AA | ▼ | 323 | 26.7 | 319 | 27.5 |
| | AS | ▲ | 420 | 34.8 | 365 | 31.5 |
| Certificates | CERT | ▼ | 41 | 3.4 | 67 | 5.8 |
| Total | | | 1208 | 100.0 | 1158 | 100.0 |

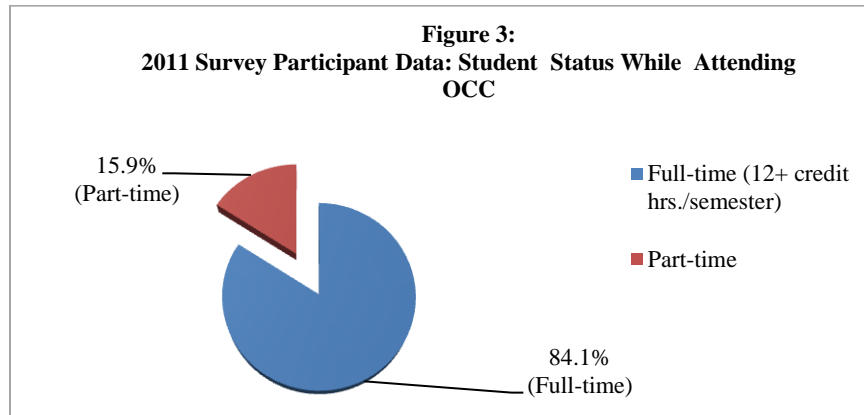
Survey Participation

Figure 2: Aggregate degrees conferred by 2011 survey participants, categorized by degree type. 41.6% of 2011 survey participants earned career program degrees; 53.9% earned transfer program degrees and 4.6% earned certificates².

| Figure 2: Aggregate Degrees Conferred (2011 Survey Participants) | | | |
|--|--------------|------------|--------------|
| Degree Type | | 2011 | |
| | | N | % |
| Terminal Degrees/Career Programs | AAS | 155 | 41.6 |
| Transfer Degrees/Transfer Programs | AA | 84 | 22.5 |
| | AS | 117 | 31.4 |
| Certificates | Certificates | 17 | 4.6 |
| Total | | 373 | 100.0 |

² Aggregate survey participation is categorized by individual academic program in [Appendix C](#).

Figure 3: 84.1% of 2011 survey participants had been full-time students while attending OCC.



Part III: Summary of Key Findings

Section I: Employment

Figure 4: 71.6% of 2011 survey participants said they were currently employed.

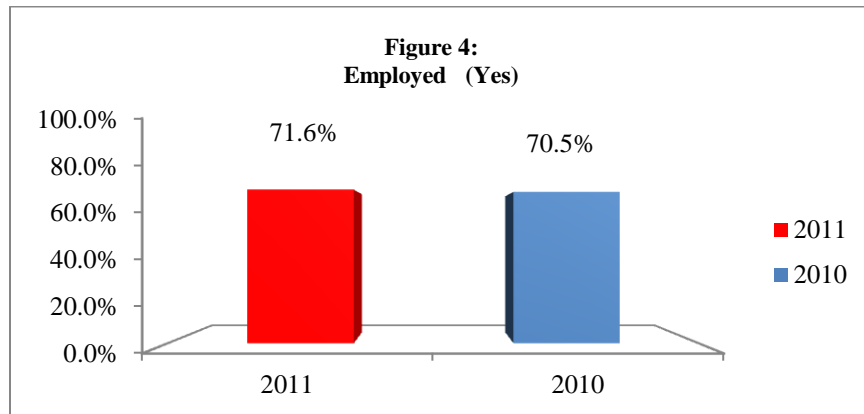


Figure 5: Of these 202 currently employed participants, 63.3% listed their employment status as full-time.

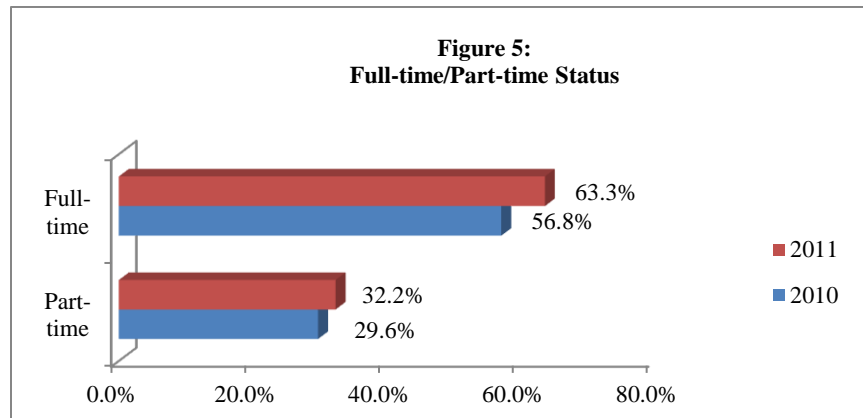


Figure 6: 74.0% of 2011's currently employed survey participants said they were working in Onondaga County.

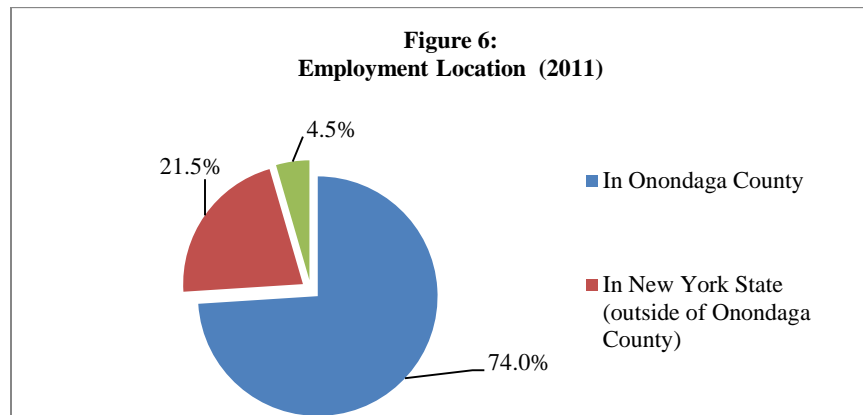


Figure 7: 51.9% of 2011's currently employed survey participants indicated their jobs were on their career paths.

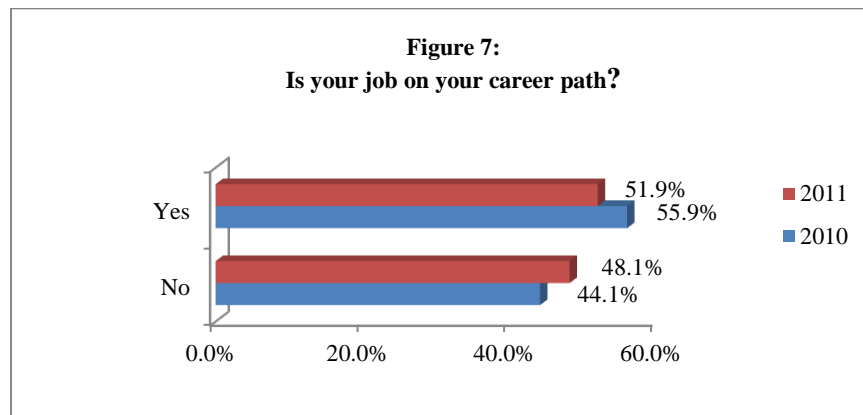


Figure 8: 60.9% of employed survey participants indicated their occupations were *slightly related* or *highly related* to their programs of study.

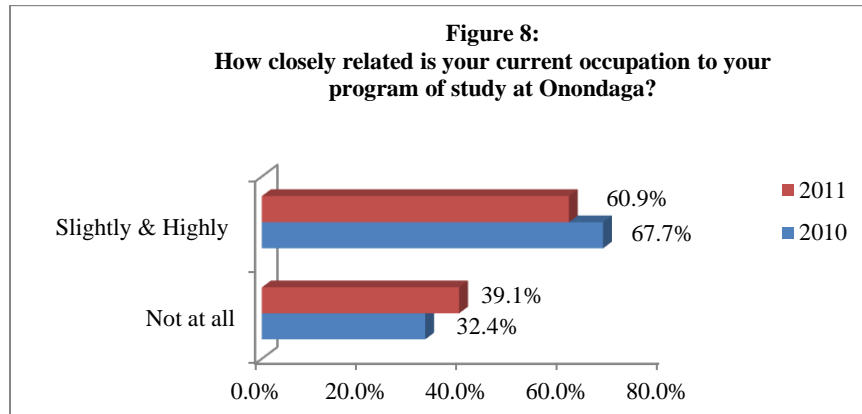


Figure 9: 71.8% of employed survey participants indicated their Onondaga education prepared them to a *slight degree* or to a *great degree* for their current job.

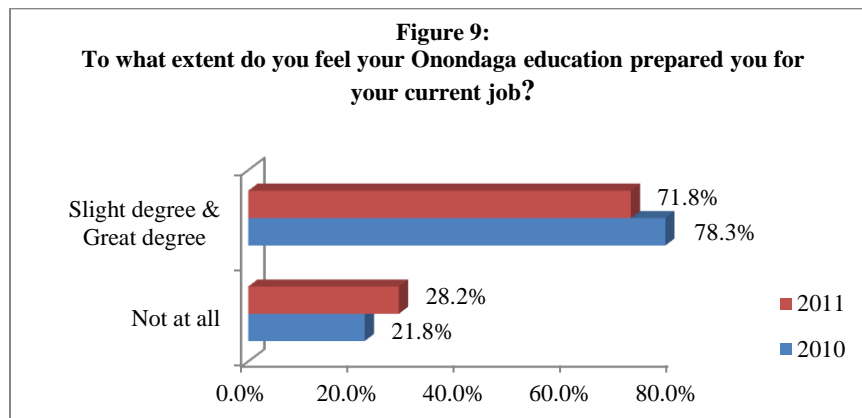


Figure 10: Only 41.7% of 2011's employed survey participants reported annual salaries of \$25,000 or higher; 58.2% (the majority) reported annual salaries of less than \$25,000.

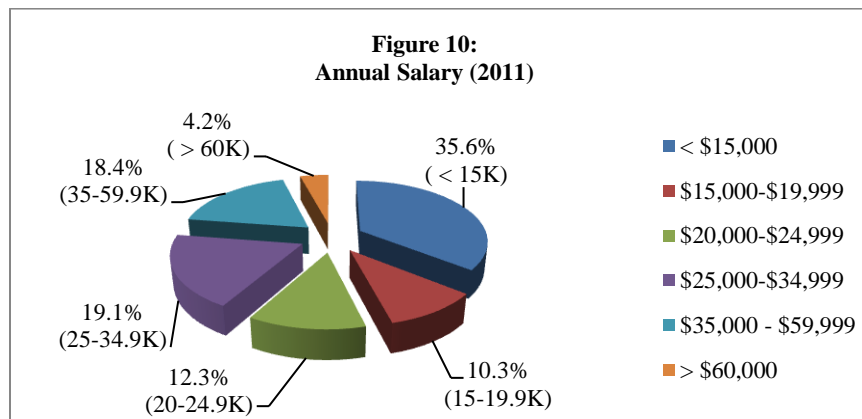


Figure 11: Local employers listed most frequently by 2011 survey participants³.

| Figure 11: Employers Listed Most Frequently By 2011 Survey Participants | | | |
|---|--------------------------------------|----|-------------------------------------|
| 1 | Wegmans Food Markets, Inc. (12) | 7 | Lowes (3) |
| 2 | SUNY Upstate University Hospital (9) | 8 | McDonalds (3) |
| 3 | Crouse Hospital (7) | 9 | Salvation Army (3) |
| 4 | St. Joseph's Hospital (4) | 10 | SUNY Upstate Medical University (3) |
| 5 | James Square Nursing Home (3) | 11 | Verizon (3) |
| 6 | Kinney Drugs (3) | | |

Additional Information

Onondaga's 2011-2016 [strategic plan](#) relies upon a variety of key indicators and performance data collected from academic departments and administrative divisions/departments to assess College progress toward meeting targets specified within the plan. The assessment process is used to celebrate success and identify opportunities for improvement at both the institutional and department levels.

As stated by the current strategic plan's Goal 4. Outcome 6: *100% of graduates of AAS degree programs who desire immediate employment upon graduation will obtain a job related to their field of study within one year.* Measurement requires the College to obtain data and feedback from OCC graduates regarding their current employment status; therefore, this outcome has subsequently been incorporated into the standard IPAR post-graduate survey's category of career-related questions.

While the majority of OCC's degree and certificate programs rely solely upon graduate employment data and feedback obtained from the IPAR survey, individual programs—such as Respiratory Care—may administer coinciding surveys in order to gather their own data and fulfill external accreditation agency requirements. Employment data obtained from graduates who had participated in both surveys indicate 73.0% rated their current occupation as *slightly related* or *highly related* to their program of study at Onondaga.

Section II: Continuing Education

Figure 12 (next page): 54.2% of 2011 survey participants indicated they were currently continuing their education. Of these 202 participants currently attending an educational institution:

- 83.2% are full-time students.
- 88.7% are currently attending four-year schools.
- 84.9% expect to earn a bachelor's degree upon completion of their current studies.

³ [Appendix A](#) features a complete reference of employment data reported by 2011 survey participants.

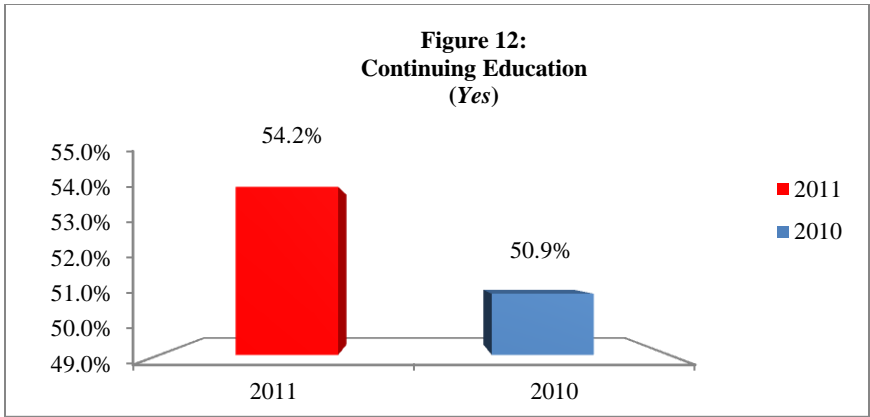


Figure 13: Of the 202 survey participants currently attending an educational institution, 81.3% indicated their OCC credits transferred without difficulty.

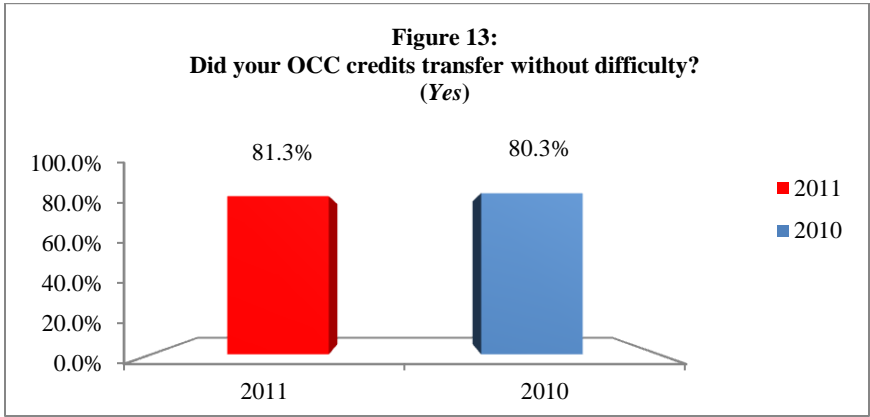


Figure 14: 75.4% of 2011 survey participants indicated OCC prepared them *to a great degree* for further study.

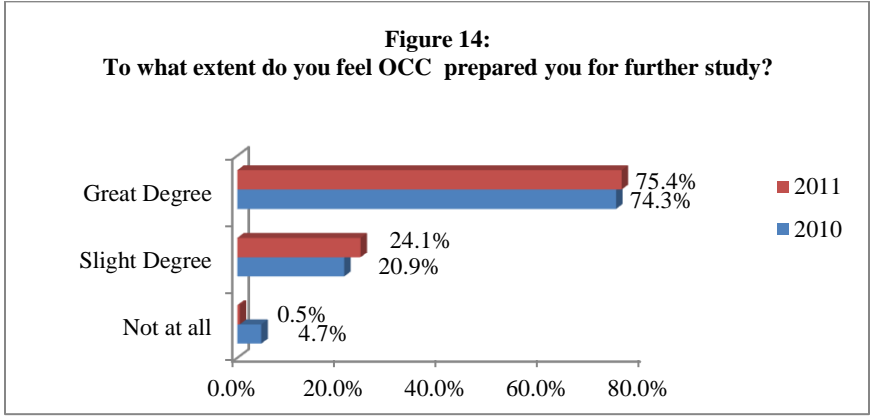


Figure 15: 4-year Institutions Listed Most Frequently By 2011 Survey Participants⁴.

| Figure 15: 4-year Institutions Listed Most Frequently By 2011 Survey Participants | | | |
|---|---|----|---|
| 1 | Syracuse University (28) | 6 | Keuka College (7) |
| 2 | SUNY College at Oswego (22) | 7 | SUNY Empire State College (7) |
| 3 | SUNY College at Cortland (19) | 8 | SUNY College of Technology at Delhi (6) |
| 4 | Le Moyne College (12) | 9 | SUNY Buffalo State College (5) |
| 5 | SUNY College of Environmental Science & Forestry (10) | 10 | SUNY Buffalo University (4) |

Section III: Educational Experience at Onondaga

Figure 16: 53.4% of 2011 survey participants indicated their educational goal was to transfer to a 4-year college/university; 33.9% indicated their goal was to increase their chances to get a specific job or better job.

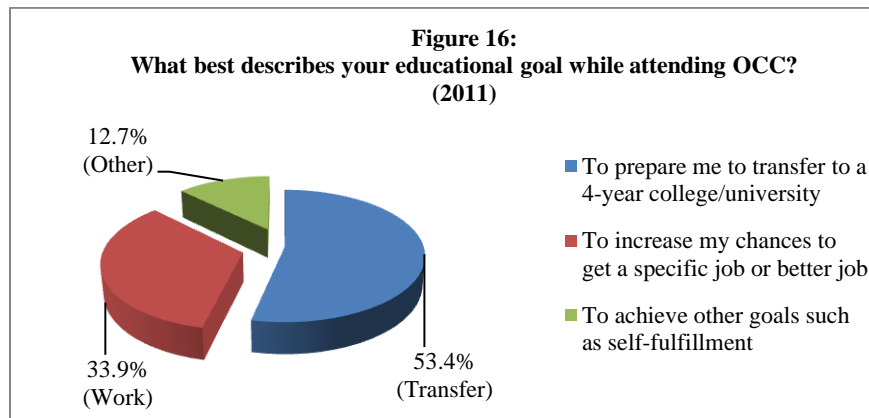
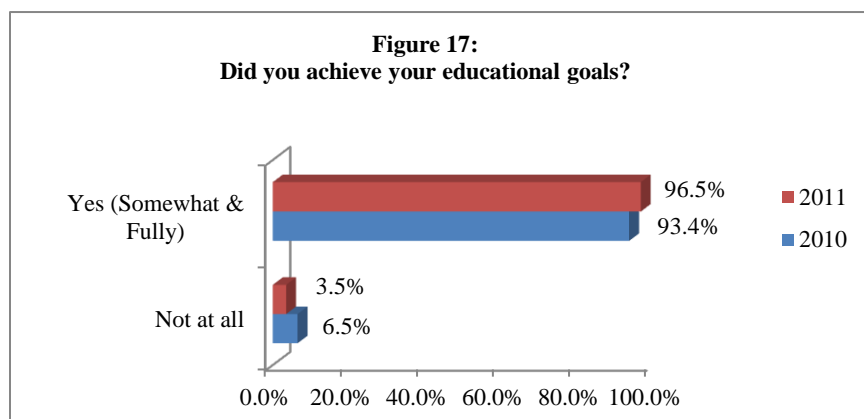


Figure 17: 96.5% of survey participants had *somewhat* or *fully* achieved their educational goals.



⁴[Appendix B](#) features a complete reference of continuing education data reported by 2011 survey participants.

Figure 18: 85.0% or more of 2011 survey participants indicated their overall educational experience at Onondaga helped them to achieve each of the College’s general student learning outcomes.

- 95.9% of participants *agree* or *strongly agree* that their overall educational experience helped them to acquire a broad general education and to think critically and solve problems.
- 95.7% of participants *agree* or *strongly agree* that their overall educational experience helped them to conduct themselves in an ethical and professional manner as well as maintain or improve personal growth and wellness.
- 89.2% of participants *agree* or *strongly agree* that their overall educational experience helped them to acquire job or work related knowledge and skills.

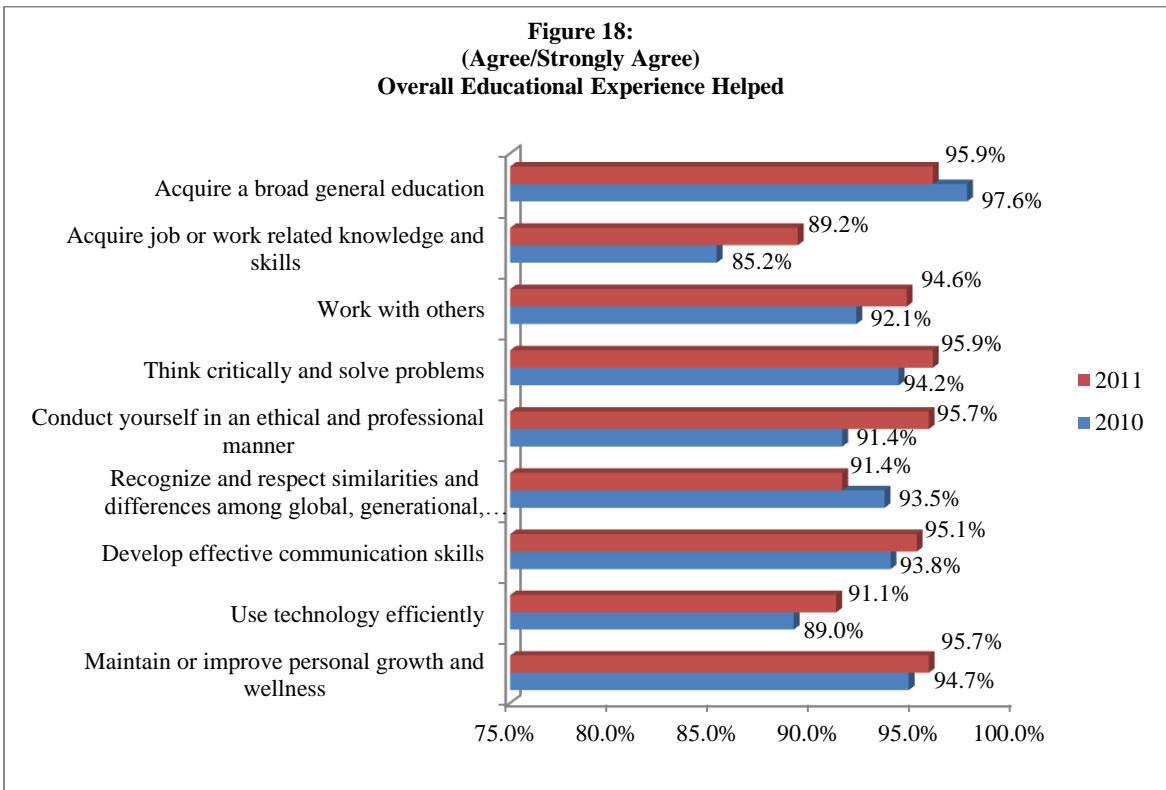


Figure 19: 95.4% of survey participants *agree* or *strongly agree* that they successfully achieved their program-specific learning outcomes.

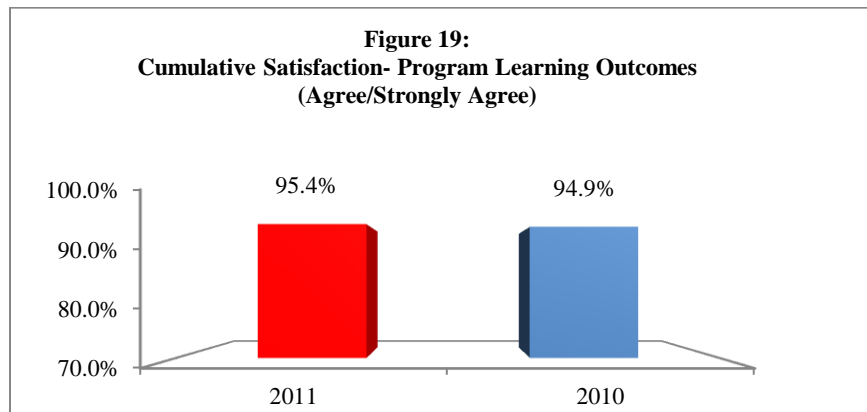


Figure 20: Over 80% of 2011 survey participants indicated their satisfaction with each of the listed resources and services at the college.

- 99.2% of participants indicated they were *satisfied* or *very satisfied* with their overall experience with courses in their program.
- 98.9% of participants indicated they were *satisfied* or *very satisfied* with academic courses.
- 97.3% of participants indicated they were *satisfied* or *very satisfied* with overall quality of instruction.
- 95.0% or more of participants indicated they were *satisfied* or *very satisfied* with available computer services (96.0%) and library services (95.0%).

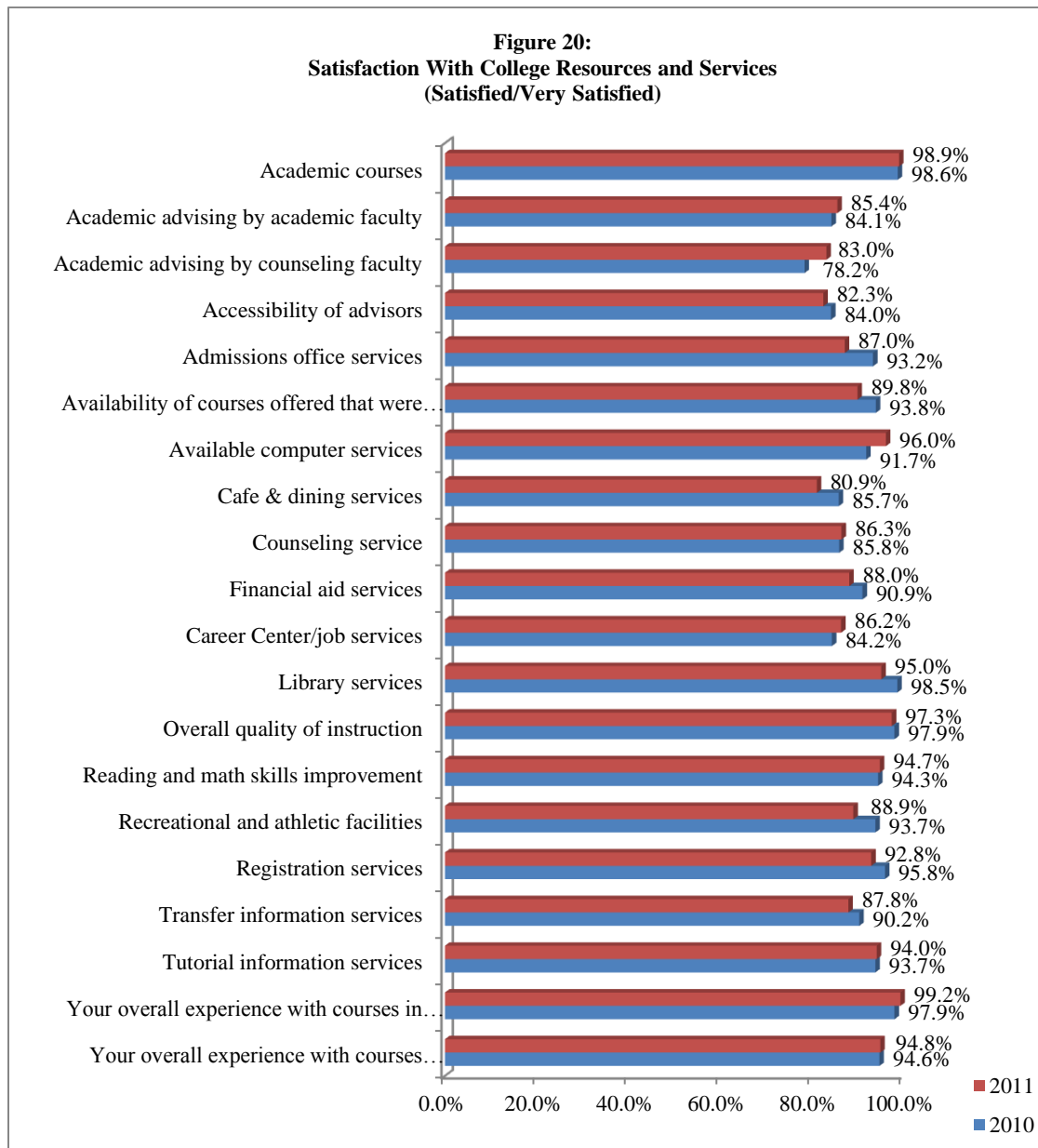
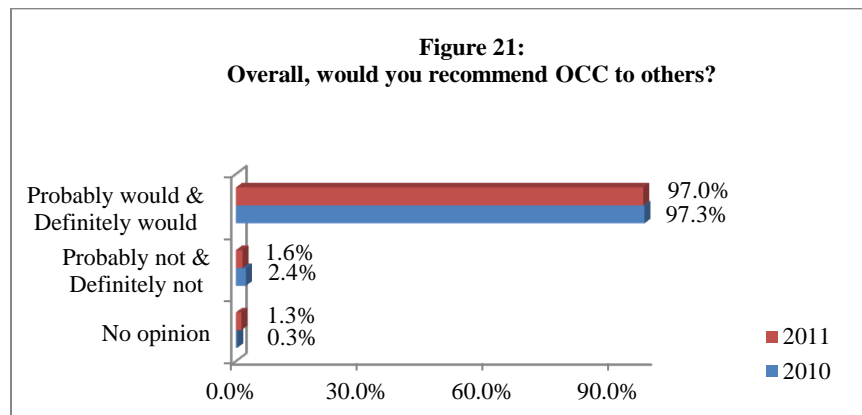


Figure 21: a vast majority (97.0%) of respondents indicated they *probably would* or *definitely would* recommend OCC to others.



Part IV: Aggregate Survey Results

Section I: Employment⁵

| Survey Q1: Are you currently employed? | 2011 | | 2010 | |
|--|------------|--------------|------------|------------|
| | N | % | N | % |
| Yes | 267 | 71.6 | 206 | 70.5 |
| No, not currently employed, but seeking | 41 | 11 | 32 | 11 |
| No, not currently employed, not seeking | 65 | 17.4 | 53 | 18.2 |
| Retired | 0 | 0 | 1 | 0.3 |
| Total | 373 | 100.0 | 292 | 100 |
| Survey Q2: What is your primary employment status? | 2011 | | 2010 | |
| | N | % | N | % |
| Full-time (30 hrs./wk. or more) | 167 | 63.3 | 117 | 56.8 |
| Part-time (29 hrs./wk. or less) | 85 | 32.2 | 61 | 29.6 |
| In the military | 1 | 0.4 | 8 | 3.9 |
| Self-employed | 4 | 1.5 | 8 | 3.9 |
| Employed, but on leave (paid or unpaid) | 2 | 0.8 | 2 | 1 |
| Other | 5 | 1.9 | 10 | 4.9 |
| Total | 264 | 100 | 206 | 100 |
| Missing | 3 | | | |
| Overall | 267 | | | |
| Survey Q4: Where are you employed? | 2011 | | 2010 | |
| | N | % | N | % |
| In Onondaga County | 196 | 74 | 144 | 70.2 |
| In New York State (outside of Onondaga County) | 57 | 21.5 | 44 | 21.5 |
| Outside of New York State | 12 | 4.5 | 17 | 8.3 |
| Total | 265 | 100 | 205 | 100 |
| Missing | 2 | | 1 | |
| Overall | 267 | | 206 | |

⁵ [Appendix A](#) features a complete reference of employment data reported by 2011 survey participants for survey questions 3, 5 and 6.

| Survey Q7: Annual Salary: | 2011 | | 2010 | |
|--|---|------------|------------|------------|
| | N | % | N | % |
| Less than \$15,000 | 93 | 35.6 | 63 | 31.0 |
| \$15,000 to \$19,999 | 27 | 10.3 | 16 | 7.9 |
| \$20,000 to \$24,999 | 32 | 12.3 | 35 | 17.2 |
| \$25,000 to \$29,999 | 23 | 8.8 | 18 | 8.9 |
| \$30,000 to \$34,999 | 27 | 10.3 | 13 | 6.4 |
| \$35,000 to \$39,999 | 12 | 4.6 | 14 | 6.9 |
| \$40,000 to \$44,999 | 12 | 4.6 | 15 | 7.4 |
| \$45,000 to \$49,999 | 13 | 5.0 | 7 | 3.4 |
| \$50,000 to \$59,999 | 11 | 4.2 | 14 | 6.9 |
| \$60,000 and over | 11 | 4.2 | 8 | 3.9 |
| Total | 261 | 100 | 203 | 100 |
| Missing | 6 | | 3 | |
| Overall | 267 | | 206 | |
| Survey Q8: Is your job on your career path? | 2011 | | 2010 | |
| | N | % | N | % |
| Yes | 136 | 51.9 | 114 | 55.9 |
| No | 126 | 48.1 | 90 | 44.1 |
| Total | 262 | 100 | 204 | 100 |
| Missing | 5 | | 2 | |
| Overall | 267 | | 206 | |
| Survey Q9: How closely related is your current occupation to your program of study at OCC? | 2011 | | 2010 | |
| | N | % | N | % |
| Highly related | 93 | 35.6 | 76 | 37.3 |
| Slightly related | 66 | 25.3 | 62 | 30.4 |
| Not at all | 102 | 39.1 | 66 | 32.4 |
| Total | 261 | 100 | 204 | 100 |
| Missing | 6 | | 2 | |
| Overall | 267 | | 206 | |
| Survey Q9: How closely related is your current occupation to your program of study at OCC? | Highly and Slightly Related (By Degree Type) | | | |
| | 2011 | | 2010 | |
| | N | % | N | % |
| AAS | 85 | 72.0 | 68 | 77.3 |
| AS | 42 | 57.5 | 39 | 58.2 |
| AA | 20 | 36.4 | 23 | 56.1 |
| CERT | 12 | 80.0 | 8 | 100.0 |
| Survey Q10: Was finishing your degree/certificate at OCC crucial in order for you to land your current job | 2011 | | 2010 | |
| | N | % | N | % |
| Yes | 79 | 30.4 | 79 | 38.7 |
| No | 181 | 69.6 | 125 | 61.3 |
| Total | 260 | 100 | 204 | 100 |
| Missing | 7 | | 2 | |
| Overall | 267 | | 206 | |

| Survey Q11: To what extent do you feel your OCC education prepared you for your current job? | 2011 | | 2010 | |
|--|------------|------------|------------|------------|
| | N | % | N | % |
| To a great degree | 87 | 33.2 | 80 | 39.4 |
| To a slight degree | 101 | 38.5 | 79 | 38.9 |
| Not at all | 74 | 28.2 | 44 | 21.7 |
| Total | 262 | 100 | 203 | 100 |
| Missing | 5 | | 3 | |
| Overall | 267 | | 206 | |

Section II: Continuing Education⁶

| Survey Q12: Are you currently attending an educational institution? | 2011 | | 2010 | |
|---|------------|------------|------------|------------|
| | N | % | N | % |
| Yes | 202 | 54.2 | 148 | 50.9 |
| No | 100 | 26.8 | 78 | 26.8 |
| No, but plan to attend in the future | 71 | 19.0 | 65 | 22.3 |
| Total | 373 | 100 | 291 | 100 |
| Missing | | | 1 | |
| Overall | | | 292 | |

| Survey Q14: What is your current status as a student? | 2011 | | 2010 | |
|---|------------|------------|------------|------------|
| | N | % | N | % |
| Full-time | 168 | 83.2 | 127 | 86.4 |
| Part-time | 34 | 16.8 | 20 | 13.6 |
| Total | 202 | 100 | 147 | 100 |
| Missing | | | 1 | |
| Overall | | | 148 | 100 |

| Survey Q15: Which of the following are you currently attending? | 2011 | | 2010 | |
|---|------------|--------------|------------|------------|
| | N | % | N | % |
| 2-year school | 18 | 9.3 | 7 | 4.7 |
| 4-year school | 172 | 88.7 | 140 | 94.6 |
| Other category | 4 | 2.1 | 1 | 0.7 |
| Total | 194 | 100.0 | 148 | 100 |
| Missing | 8 | | | |
| Overall | 202 | | | |

| Survey Q18: To what extent do you feel OCC prepared you for further study? | 2011 | | 2010 | |
|--|------------|------------|------------|------------|
| | N | % | N | % |
| To a great degree | 150 | 75.4 | 110 | 74.3 |
| To a slight degree | 48 | 24.1 | 31 | 20.9 |
| Not at all | 1 | 0.5 | 7 | 4.7 |
| Total | 199 | 100 | 148 | 100 |
| Missing | 3 | | | |
| Overall | 202 | | | |

⁶ [Appendix B](#) features a complete reference of continuing education data reported by 2011 survey participants for survey questions 13, 16 and 17.

| Survey Q19: What degree do you expect to earn at the completion of your current studies? | 2011 | | 2010 | |
|--|------------|------------|------------|------------|
| | N | % | N | % |
| One year Certificate or Diploma | 2 | 1.0 | 1 | 0.7 |
| Associate Degree | 9 | 4.5 | 5 | 3.4 |
| Bachelor's Degree | 169 | 84.9 | 123 | 83.1 |
| Post-Baccalaureate Degree | 13 | 6.5 | 18 | 12.2 |
| Non-Degree program | 6 | 3.0 | 1 | 0.7 |
| Total | 199 | 100 | 148 | 100 |
| Missing | 3 | | | |
| Overall | 202 | | | |

| Survey Q20: Did your OCC courses transfer without difficulty? | 2011 | | 2010 | |
|---|------------|--------------|------------|--------------|
| | N | % | N | % |
| Yes | 161 | 81.3 | 118 | 80.3 |
| No | 24 | 12.1 | 15 | 10.2 |
| Not Applicable | 13 | 6.6 | 14 | 9.5 |
| Total | 198 | 100.0 | 147 | 100.0 |
| Missing | 4 | | 1 | |
| Overall | 202 | | 148 | |

Section III: Educational Experience at Onondaga

| Survey Q21: What best describes your educational goal while attending OCC? | 2011 | | 2010 | |
|--|------------|------------|------------|------------|
| | N | % | N | % |
| To prepare me to transfer to a 4-year college | 197 | 53.4 | 162 | 55.5 |
| To increase my chances to get a specific job or better job | 125 | 33.9 | 100 | 34.2 |
| To achieve other goals such as self-fulfillment | 47 | 12.7 | 30 | 10.3 |
| Total | 369 | 100 | 292 | 100 |
| Missing | 4 | | | |
| Overall | 373 | | | |

| Survey Q22: Did you achieve your educational goals? | 2011 | | 2010 | |
|---|------------|------------|------------|------------|
| | N | % | N | % |
| Yes, fully | 267 | 72.4 | 198 | 68.0 |
| Yes, somewhat | 89 | 24.1 | 74 | 25.4 |
| No, not at all | 13 | 3.5 | 19 | 6.5 |
| Total | 369 | 100 | 291 | 100 |
| Missing | 4 | | 1 | |
| Overall | 373 | | 292 | |

| Survey Q23: Your overall educational experience at OCC has helped you to: | Strongly Agree and Agree | | | | | |
|---|--------------------------|------|-------|------|------|-------|
| | 2011 | | | 2010 | | |
| | N | % | Total | N | % | Total |
| Acquire a broad general education | 355 | 95.9 | 370 | 284 | 97.6 | 291 |
| Acquire job or work related knowledge and skills | 330 | 89.2 | 370 | 248 | 85.2 | 291 |
| Work with others | 350 | 94.6 | 370 | 268 | 92.1 | 291 |
| Think critically and solve problems | 354 | 95.9 | 369 | 274 | 94.2 | 291 |
| Conduct yourself in an ethical and professional manner | 353 | 95.7 | 369 | 266 | 91.4 | 291 |
| Recognize and respect similarities and differences among global, generational, cultural and historical perspectives | 338 | 91.4 | 370 | 272 | 93.5 | 291 |
| Develop effective communication skills | 352 | 95.1 | 370 | 273 | 93.8 | 291 |
| Use technology efficiently | 337 | 91.1 | 370 | 259 | 89.0 | 291 |
| Maintain or improve personal growth and wellness | 354 | 95.7 | 370 | 270 | 94.7 | 285 |

| Survey Q24: Your specific program of study at OCC has helped you to: | Strongly Agree and Agree | | | | | |
|---|--|------------|------------|------------|------|-------|
| | 2011 | | | 2010 | | |
| | N | % | Total | N | % | Total |
| All programs (Cumulative) ⁷ | 1458 | 95.4 | 1528 | 1124 | 94.9 | 1185 |
| Survey Q25: How satisfied are you with the following OCC resources? | 'Very Satisfied & Satisfied' | | | | | |
| | 2011 | | | 2010 | | |
| | N | % | Total | N | % | Total |
| Academic courses | 365 | 98.9 | 369 | 287 | 98.6 | 291 |
| Academic advising by academic faculty | 304 | 85.4 | 356 | 238 | 84.1 | 283 |
| Academic advising by counseling faculty | 258 | 83.0 | 311 | 187 | 78.2 | 239 |
| Accessibility of advisors | 293 | 82.3 | 356 | 237 | 84.0 | 282 |
| Admissions office services | 309 | 87.0 | 355 | 262 | 93.2 | 281 |
| Availability of courses offered that were of interest to you | 326 | 89.8 | 363 | 270 | 93.8 | 288 |
| Available computer services | 333 | 96.0 | 347 | 254 | 91.7 | 277 |
| Cafe & dining services | 228 | 80.9 | 282 | 197 | 85.7 | 230 |
| Counseling service | 196 | 86.3 | 227 | 157 | 85.8 | 183 |
| Financial aid services | 263 | 88.0 | 299 | 220 | 90.9 | 242 |
| Career Center/job services | 193 | 86.2 | 224 | 154 | 84.2 | 183 |
| Library services | 304 | 95.0 | 320 | 260 | 98.5 | 264 |
| Overall quality of instruction | 356 | 97.3 | 366 | 285 | 97.9 | 291 |
| Reading and math skills improvement | 287 | 94.7 | 303 | 233 | 94.3 | 247 |
| Recreational and athletic facilities | 217 | 88.9 | 244 | 192 | 93.7 | 205 |
| Registration services | 334 | 92.8 | 360 | 277 | 95.8 | 289 |
| Transfer information services | 251 | 87.8 | 286 | 222 | 90.2 | 246 |
| Tutorial information services | 220 | 94.0 | 234 | 194 | 93.7 | 207 |
| Your overall experience with courses in your program | 366 | 99.2 | 369 | 285 | 97.9 | 291 |
| Survey Q26: For most of the semesters you attended OCC, were you: Full-time or Part-time? | 2011 | | 2010 | | | |
| | N | % | N | % | | |
| | Full-time (taking 12 or more credits a semester) | 311 | 84.1 | 244 | 83.8 | |
| Part-time | 59 | 15.9 | 47 | 16.2 | | |
| Total | 370 | 100 | 291 | 100 | | |
| Missing | 3 | | 1 | | | |
| Overall | 373 | | 292 | | | |
| Survey Q27: How long did it take you to earn your degree/certificate? | 2011 | | 2010 | | | |
| | N | % | N | % | | |
| | Less than 1 yr. | 12 | 3.2 | 8 | 2.7 | |
| 1 to 1 1/2 yrs. | 48 | 12.9 | 26 | 8.9 | | |
| 2 to 2 1/2 yrs. | 202 | 54.4 | 170 | 58.4 | | |
| 3 to 3 1/2 yrs. | 63 | 17.0 | 47 | 16.2 | | |
| 4 to 4 1/2 yrs. | 17 | 4.6 | 22 | 7.6 | | |
| 5+ yrs. | 29 | 7.8 | 18 | 6.2 | | |
| Total | 371 | 100 | 291 | 100 | | |
| Missing | 2 | | 1 | | | |
| Overall | 373 | | 292 | | | |
| Survey Q 28: Did you receive any state or federal aid while attending OCC? | 2011 | | 2010 | | | |
| | N | % | N | % | | |
| | Yes | 258 | 69.2 | 211 | 72.5 | |
| No | 115 | 30.8 | 80 | 27.5 | | |
| Total | 373 | 100 | 291 | 100 | | |
| Missing | | | 1 | | | |
| Overall | | | 292 | | | |

⁷ Represents a cumulative perspective of all outcomes across all programs. Individual program-specific reports are developed and disseminated to all academic department/discipline chairpersons.

| Survey Q29: Overall, would you recommend OCC to others? | 2011 | | 2010 | |
|---|------------|------------|------------|------------|
| | N | % | N | % |
| Definitely would | 278 | 74.9 | 232 | 79.5 |
| Probably would | 82 | 22.1 | 52 | 17.8 |
| Probably not | 6 | 1.6 | 6 | 2.1 |
| Definitely not | 0 | 0.0 | 1 | 0.3 |
| No opinion | 5 | 1.3 | 1 | 0.3 |
| Total | 371 | 100 | 292 | 100 |
| Missing | 2 | | | |
| Overall | 373 | | | |

Appendix A: Supplemental Employment Data

Survey Q2: Additional information provided to explain present employment status

| Employment | Primary status | Explanation |
|------------------------|----------------|--|
| Employed | Full-time | Summer job at SUNY Oswego-Buildings Trade Construction |
| Employed | Full-time | Temporary Employment |
| Employed | Full-time | But not using my degree |
| Employed | Part-time | Summer Work |
| Employed | Other | Full-time 20 hrs. or more a week |
| Employed | Other | Summer Job (40 hr./wk.) |
| Employed | N/A | Employed but a full time student-athlete at a 4 year school. Employed when I go home on vacations. |
| Employed | Other | I work on college breaks |
| Employed | Other | Work when I'm home from school |
| Employed | Other | Suffered work injury |
| Not seeking employment | N/A | I'm having some health problems. So looking for work has been postponed till I get better |
| Not seeking employment | N/A | Pregnant |
| Not seeking employment | N/A | I am currently enrolled in the police academy at OCC |
| Not seeking employment | N/A | Working at the TV studios at Emerson College while pursuing my Bachelors in post-production. |
| Not seeking employment | N/A | Disabled |
| Not seeking employment | N/A | I'm a student at a four year university on work-study. |

Survey Q3: Current Occupational Categories Reported

| Category | N | Category | N |
|----------------------------------|----|---|---|
| Other (not on list) | 52 | Information Technology | 2 |
| Health Services/Healthcare | 38 | Legal | 2 |
| Food Service/Restaurant | 33 | Mechanical Technology | 2 |
| Sales | 25 | Architecture | 1 |
| Administrative/Support Services | 9 | Auto Technician | 1 |
| Childcare | 8 | Banking/Real Estate/Mortgage Professional | 1 |
| Human Services | 8 | Buying/Purchasing | 1 |
| Laborer | 7 | Communications/Writing | 1 |
| Electrical Technology | 6 | Data Entry | 1 |
| Administration | 5 | Database Management | 1 |
| Construction/Contracting | 5 | Distribution | 1 |
| Creative/Design | 5 | Drafting | 1 |
| Installation/Maintenance/Repair | 5 | Event Planning | 1 |
| Law Enforcement | 4 | Government/Political Science | 1 |
| Security/Protective Services | 4 | Helpdesk | 1 |
| Accounting | 3 | Hotel Management | 1 |
| Business Management | 3 | Math/Science | 1 |
| Computer Maintenance & Repair | 3 | Multi-Media | 1 |
| Education/Teaching | 3 | Operations | 1 |
| Programming/Software Development | 3 | Physical Fitness | 1 |

| Category | N | Category | N |
|----------------------|---|--------------------------|-----|
| Transportation | 3 | Production/Manufacturing | 1 |
| Emergency Management | 2 | Quality Control | 1 |
| Finance | 2 | Recreation | 1 |
| Graphic Design | 2 | Training | 1 |
| Human Resources | 2 | Total | 267 |

Survey Q5-6: Employers and Job Titles Listed

| Employer | Title | Employer | Title |
|-----------------------------------|---------------------------------------|--|---|
| 174th ANG FW | Engineering Assistant | New York Bride & Groom | Bridal Consultant |
| A2Z Home Medical Supply | Associate | Newport Media | Mastermedian Aster Control Operator |
| AAA | Dispatch | Nice N'Easy Grocery Shoppes | Assistant Manager |
| ACC Business | Maintenance Call Manager | | Deli |
| Accent Physical Therapy | Physical Therapy Assistant | Nixon Gear Div. Gear Motions inc | Machine Operator |
| Accurate Home Care, LLC | Registered Nurse | North Medical | Correspondence |
| ACI Controls, Inc. | Instrumentation/Service Technician | North Syracuse Police Department | Police Officer |
| Adesa Syr | Safety Officer | Novelis | Electrician |
| Advocates Incorporated | Mentor | | Electrical Technician |
| Aldi Inc. | Selector/Warehouse operator | NYS Parks | PRA |
| American Food and Vending | Barista | NYS Thruway Authority | Motor Equipment Mechanic |
| Anaren Microwaves | Mechanical Engineering Co-op | OCM BOCES | Registration Clerk |
| | Engineer tech | Olive Garden | Server |
| Anoplate Corporation | Environmental Operator | Oneida Healthcare Center | RN |
| Anyla's vineyard | Server | Oneida Indian Nation(Turning Stone Casino & Resort) | Beverage Cart Attendant |
| Apple Roofing Corp. | Laborer | Onondaga Community College | Academic Computer Lab Lead Assistant Technician |
| Applebee's | Hostess | Onondaga County Dept. of IT | Programmer I |
| Ardor Health | Physical Therapist Assistant | Oswego Industries | Custodian |
| Auburn Community Hospital | Technical Coordinator | Panera Bread | Associate Trainer and Line Worker |
| Aurora of CNY, Inc. | Employment Specialist/Job Coach | PaperWorks | Administrative Assistant |
| Avis Budget Group | Customer Service Rep | Parents Own and Operate 5 Subways restaurants | Cater Specialist And Floating Manager |
| AXA Advisors, LLC | Administrative Assistant | PEC,Inc | Virtual Classroom Staff I |
| AXA Equitable | Administrative Assistant | Peterson Guadagnolo Engineering | Fire Protection Designer/Drafter |
| Babies 'R' US | Service Desk | Pizza Hut | Delivery Driver |
| Balboa Capital | Regional Manager | Practice Resources | Medical Biller |
| Barnes and Noble | Bookseller | Price Chopper | Customer Service Associate |
| Bates Troy | Counter Person | | Frontend Cashier |
| Beardsley Design Associates | Architectural Designer | ProActive physical therapy | N/A |
| Bed Bath & Beyond | Sales Associate | Pulaski PT | PTA |
| Birchwood (Elder hood Healthcare) | Reception/Department Assistant | Rapid Response | Control Center Specialist |
| Borio's Restaurant | Waitress | Raymond J. Dague, Esq. | Legal Assistant |
| BOVIS Lend Lease | Intern | RealtyUSA | Licensed Real Estate Salesperson |
| Bristol, VA Fire Dept. | Firefighter | Reggie's Diner | Server |
| Brockport college | Events Planner | Rehab Resource | Physical Therapy Assistant (2) |
| Burger King | Crew Member | Rescue Mission Alliance | Sales Manager |
| Byrne Dairy | Dairy Processor | Roberts Office Supply | Labor |
| Carlisle Companies | Assistant to Administrative Assistant | Rosewood Heights Health Center | Medical Records Technician |
| Carrier Corporation | Model Shop Technician | Sacchitano & Pinsky PLLC | Assistant to Greg Sacchitano |

| Employer | Title | Employer | Title |
|------------------------------------|-------------------------------------|---------------------------------------|--------------------------------------|
| Carrols Restaurant Group | Technical Applications Rep | Salt City PT | Physical Therapist Assistant |
| Castle Rock Security | Customer Service representative | Saratoga Springs City School District | Substitute Custodian |
| City of Charlotte | Firefighter | Scotsman Press | Graphic Designer/Artist |
| City School District | Food Service | Scott Barza | Cashier |
| Clear Channel Radio | Morning News Anchor | Securitas Security Services | Part Time Supervisor |
| Clyde Police Department | Police Officer | | Road Patrol Supervisor |
| Coke | Merchandiser | Sedgwick Heights | Server |
| Community Computer Service, Inc. | Software Developer | Self-employed | Freelance Graphic Designer |
| Cornell University Police | Telecommunications Officer | | Writer/Publisher |
| Covenant Housing | Project and Property Manager | Seneca Data | Repair Tech |
| CPI/Picturereportrait Studio | Studio Manager/Trainer | Sheraton Hotel | Conference Planning |
| Crabtree & Evelyn. | Sales Supervisor. | Shining Stars Daycare | Teaching Assistant |
| Cracker barrel | Waitress | Skaneateles Early Childhood Center | Toddler Teacher |
| Crouse Hospital | Network Engineer | Spaghetti warehouse | Server |
| | Phlebotomist | Spaulding Support Services | Assistant Manager |
| | RN | Sports Physical Therapy | Administrative Assistant |
| | Certified Surgical Technologist (4) | St Camillus | PTA |
| Crowne Plaza | Front Desk Agent | St. Joseph's Hospital | Registered Respiratory Therapist (2) |
| CSX | Conductor | | Systems Analyst |
| CTS -coyne textile serv. | Sales & serv rep. | St. Joseph's Hospital, Pat Ferro | SNA |
| Cut Renovations & Design | Owner- Sole Proprietor | St.Margarets Church | Youth Minister |
| Daland Corporation | Shift Manager | Staples | Copy Center Associate |
| Dan Hazekampf | Manager | Starbucks Coffee Company | Barista |
| Diemolding Corp | Product Manager | Strike and Spare. | Lane Server. |
| Duplication Services | Operations and Client Services | Suburban Propane | Clerk |
| Easter Mountain Sports | Sales Associate | SUNY Oswego | N/A |
| EFR | Respite Care | SUNY Upstate Medical University | Medical Coder |
| EKU Center for the Arts | Tech Crew | | Store Clerk I |
| Elderwood Health Care at Birchwood | Receptionist | | RN |
| Elmcrest Children's Center | Teacher | Syracuse City School District | Lead Secretary |
| Empower FCU | Home Equity Processor | Target | Over Night Logistics |
| Family Dollar | Cashier | | Associate |
| Fashion Bug | Sales Associate | The Blue Frog | Barista |
| Fastenal | Sales Support and Accounting | The Retreat | Hostess |
| FedEx | Package handler | The Salvation Army | Program Secretary |
| Ferguson Enterprise | Internship | | Resident Manager (2) |
| Fibison Cleaners | Cashier Clerk | Toad LLC | Mobile Application Developer |
| Finger lakes Community College | Administrative Assistant | Toomey Residential | Program Advocate |
| Finger Lakes Radio group | Marketing consultant | Town of DeWitt | Assistant to Supervisor |
| Firefighting Equip co | Fire Sys. Tech | Tracey Road Equipment | Equipment Service Writer |
| Franciscan Health care | Home Health Aid | TRC Engineers Inc. | Distribution Systems Analyst |
| Gail Shenfeld | Cashier | Truland Systems | Assistant Project Manager |
| Galaxy Communications | Prod. Director | Tully's Good Times | Server |
| Galson Laboratory | Lab Technician | | Hostess |
| Gianni's Pizza | Manager | Ultimate Goal sports Center | Soccer Ref |
| Hartford Insurance | Support Associate | United Radio | Electronic Technician |

| Employer | Title | Employer | Title |
|---------------------------------------|--|---------------------------------|-----------------------------|
| Hillside Children's Center | Skill builder | UPS store/Redwood bar/Grill | Sales/Manager |
| | Senior Skill builder | Upstate University Hospital | Computer Tech |
| Riverfront Medical | Medical Assistant | | RN (5) |
| Hobby Lobby | Department Head | | Nursing Assistant 2 |
| Holy Cross School | Afterschool Director | | CST |
| IBEW | Apprentice Electrician | US District Court | Finance Technician |
| Integrated circuits IC technologies | Prototype And Production Design Engineer | US Gov. | US AF Honor Guard |
| Ithaca Bakery | Pastry Chef | USPS | Letter Carrier (Non-Career) |
| JADAK | Production | VA Medical Center | HR Specialist |
| James Square Nursing Home | EUR | | RN |
| | Nurse Manager | Vantagem Technology | Supervising Technician |
| | Certified Nurse's Aide | Verizon | Special Service Technician |
| JCPenney's | Hairstylist | | Field Technician (2) |
| JCrew | Sales Associate | Victoria's Secret | Sales Associate |
| Jerry Love CPA | Accountant Junior | Village of Solvay Highway Dept. | Summer Help |
| John Mulhern | Landscaper | Village of Solvay Police Dept. | Dispatcher/Clerk |
| Kathy Dicosimo Family Child care | Owner | Vita Fit | Personal Trainer |
| KeyBank | Business Training Specialist | Walgreens | Photo Specialist |
| | | | |
| Kinney Drugs | Cashier | Watertown Daily Times | Assistant Design Editor |
| | Nationally Certified Pharmacy Technician | Wegmans | Cheese Specialist |
| | Pharmacy Technician/Clerk | | Coordinator |
| Labor Finders | Laborer | | Asset Protection Specialist |
| LaFayette Public Library | Library Clerk | | Sales Associate |
| Learn As You Grow | Head Infant Teacher | | Customer Service (4) |
| | Teaching Assistant | | Technician |
| Lourdes Camp | Instructor/Counselor | | Cafe Cashier/Prepared Foods |
| Lowe's | Facility service associate | Nature's Market Shelve Stocker | |
| | Customer Service (2) | Sub Shop | |
| Macy's | Retail sales Associate | Wings Syracuse | Delivery Driver |
| Madison Cortland Arc | Associate Residential Manager | YMCA | Primetime Assistant |
| Maine's | Stock Clerk | | Youth specialist |
| Maintech | System Analyst | N/A | Receptionist |
| Marquardt Switch | Tool Maker | | Machinist |
| Matrix Turf Solutions LLC | Accounts Receivable Associate | | Customer Service |
| McDonalds | Crew Member (2) | | Temp |
| | Cashier/Crew | | |
| Medical Registry Of Central New York | Private Duty Registered Nurse | | |
| Mesa Grande | Manager | | |
| Michaels Arts & Craft | Replenished | | |
| MMRI, Inc. | Group Leader | | |
| Musculoskeletal Transplant Foundation | Technician | | |

Appendix B: Supplemental Continuing Education Data

Survey Q13: Major Fields-of-Study Reported

| Major | N | Major | N | Major | N |
|---|----|--|---|------------------------------|------------|
| Other- (not on list) | 72 | Environmental studies and Forestry | 6 | Life sciences | 2 |
| Business | 26 | Sociology | 6 | Chemistry | 1 |
| Psychology | 12 | Architecture and Design | 4 | Gender and sexuality studies | 1 |
| Social work | 12 | Visual arts | 4 | Philosophy | 1 |
| Health science | 10 | Anthropology | 3 | Religion | 1 |
| Education | 9 | Human physical performance and recreation* | 3 | Total | 200 |
| Computer sciences | 8 | Political science | 3 | Missing | 2 |
| Journalism, media studies and communication | 7 | History | 2 | Overall | 202 |
| Engineering | 6 | Law | 2 | | |

Survey Q15-17: Educational Institution Data Provided


| 4-Yr. Schools | | | Location | Name | N |
|----------------------|--|----|---------------------|--|------------|
| Location | Name | N | | | |
| | | | New York | SUNY-Buffalo State College | 5 |
| District of Columbia | University of the District of Columbia | 1 | New York | SUNY-College at Brockport | 2 |
| Kentucky | Eastern Kentucky University | 2 | New York | SUNY-College at Cortland | 19 |
| Louisiana | Northwestern State Univ. of Louisiana | 1 | New York | SUNY-College at Oneonta | 2 |
| Massachusetts | Emerson College | 1 | New York | SUNY-College at Oswego | 22 |
| Massachusetts | Northeastern University | 1 | New York | SUNY-College at Plattsburgh | 2 |
| Massachusetts | Newbury College | 1 | New York | SUNY-College of Agriculture & Tech at Cobleskill | 1 |
| Michigan | Baker College | 1 | New York | SUNY-College of Environmental Science & Forestry | 10 |
| Missouri | Columbia College | 4 | New York | SUNY-College of Technology at Canton | 1 |
| North Carolina | UNC Greensboro | 1 | New York | SUNY-College of Technology at Delhi | 6 |
| North Carolina | UNC Wilmington | 1 | New York | SUNY-Empire State College | 7 |
| Pennsylvania | Valley Forge CC | 1 | New York | SUNY-Fashion Institute of Technology | 1 |
| Virginia | Virginia Commonwealth University | 1 | New York | SUNY-Institute of Technology at Utica/Rome | 3 |
| New York | Alfred University | 1 | New York | SUNY-Stony Brook | 1 |
| New York | Brooklyn College | 1 | New York | SUNY-Upstate Medical University | 1 |
| New York | Cazenovia College | 2 | New York | Syracuse University | 28 |
| New York | Davis College | 1 | New York | Utica College | 3 |
| New York | Excelsior College | 1 | | 4-Year School Total | 172 |
| New York | Ithaca College | 1 | 2-Yr Schools | | |
| New York | Keuka College | 7 | New York | SUNY-Onondaga Community College | 13 |
| New York | Le Moyne College | 12 | New York | Bryant & Stratton | 1 |
| New York | Marymount Manhattan College | 1 | New York | Crouse College of Nursing | 1 |
| New York | Mercy College | 2 | New York | SUNY-Monroe Community College | 1 |
| New York | Morrisville College | 1 | Oregon | Central Oregon Community College | 1 |
| New York | Nazareth College | 1 | | 2-Year School Total | 17 |
| New York | Rochester Institute of Technology | 3 | Other | | |
| New York | St. John's University | 1 | Massachusetts | Boston Architectural College | 1 |
| New York | SUNY at Buffalo University | 4 | New York | JATC | 1 |
| New York | SUNY IT & St. Elizabeth College of Nursing | 1 | New York | BOCES ONONDAGA | 1 |
| New York | SUNY Potsdam | 1 | | Other Total | 3 |
| New York | SUNY-Binghamton | 1 | | Total | 192 |
| | | | | Missing | 10 |
| | | | | Overall Total | 202 |

Appendix C: 2012-2013 College Catalog Insert (By Program)

| Program (Degree) | Degree Granted | | Survey Completion | | Employed | | Continuing Ed | |
|--|----------------|--------|-------------------|--------|----------|--------|---------------|--------|
| | N | % | N | % | N | % | N | % |
| Liberal Arts & Sciences: Humanities & Social Sciences (HMT.AA) | 190 | 15.7% | 44 | 23.2% | 32 | 72.7% | 29 | 65.9% |
| Liberal Arts & Sciences: General Studies (GEN.AA) | 88 | 7.3% | 24 | 27.3% | 18 | 75.0% | 14 | 58.3% |
| Liberal Arts & Sciences: Mathematics and Sciences (MTS.AA) | 25 | 2.1% | 9 | 36.0% | 4 | 44.4% | 6 | 66.7% |
| Liberal Arts & Sciences: Childhood Education (EDC.AA) | 13 | 1.1% | 5 | 38.5% | 2 | 40.0% | 3 | 60.0% |
| Liberal Arts & Sciences: Adolescence Education (EDA.AA) | 7 | 0.6% | 2 | 28.6% | 1 | 50.0% | 2 | 100.0% |
| Art (ART.AAS) | 50 | 4.1% | 18 | 36.0% | 12 | 66.7% | 6 | 33.3% |
| Electronic Media Communications (EMC.AAS) | 45 | 3.7% | 10 | 22.2% | 5 | 50.0% | 6 | 60.0% |
| Computer Information Systems (CIS.AAS) | 37 | 3.1% | 17 | 45.9% | 12 | 70.6% | 7 | 41.2% |
| Architectural Technology (ARH.AAS) | 34 | 2.8% | 15 | 44.1% | 11 | 73.3% | 7 | 46.7% |
| Nursing (NUR.AAS) | 34 | 2.8% | 12 | 35.3% | 11 | 91.7% | 2 | 16.7% |
| Electrical Engineering Technology (ELT.AAS) | 19 | 1.6% | 8 | 42.1% | 7 | 87.5% | 2 | 25.0% |
| Hospitality Management (HOS.AAS) | 19 | 1.6% | 9 | 47.4% | 7 | 77.8% | 7 | 77.8% |
| Physical Therapist Assistant (PTA.AAS) | 18 | 1.5% | 7 | 38.9% | 7 | 100.0% | 1 | 14.3% |
| Fire Protection Technology (FPD.AAS) | 18 | 1.5% | 7 | 38.9% | 6 | 85.7% | 4 | 57.1% |
| Business Technology (BUS.AAS) | 17 | 1.4% | 6 | 35.3% | 6 | 100.0% | 3 | 50.0% |
| Criminal Justice (CRJ.AAS) | 15 | 1.2% | 4 | 26.7% | 2 | 50.0% | 1 | 25.0% |
| Health Information Technology (HIT.AAS) | 14 | 1.2% | 5 | 35.7% | 4 | 80.0% | 2 | 40.0% |
| Music (MUS.AAS) | 14 | 1.2% | 4 | 28.6% | 3 | 75.0% | 3 | 75.0% |
| Homeland Security & Disaster Preparedness (HSD.AAS) | 13 | 1.1% | 5 | 38.5% | 4 | 80.0% | 3 | 60.0% |
| Respiratory Care (RPD.AAS)* | 12 | 1.0% | 9 | 75.0% | 7 | 77.8% | 0 | 0.0% |
| Accounting (BUA.AAS) | 10 | 0.8% | 4 | 40.0% | 4 | 100.0% | 0 | 0.0% |
| Interior Design (IND.AAS) | 9 | 0.7% | 4 | 44.4% | 1 | 25.0% | 3 | 75.0% |
| Professional Communication (PCMA.AS) | 9 | 0.7% | 3 | 33.3% | 2 | 66.7% | 2 | 66.7% |
| Telecommunications Technology Verizon (TTN.AAS) | 8 | 0.7% | 3 | 37.5% | 3 | 100.0% | 0 | 0.0% |
| Computer Engineering Technology (CMT.AAS) | 7 | 0.6% | 3 | 42.9% | 1 | 33.3% | 2 | 66.7% |
| Mechanical Technology (MET.AAS) | 7 | 0.6% | 3 | 42.9% | 3 | 100.0% | 1 | 33.3% |
| Environmental Technology (ENV.AAS) & (ETG.AAS- <i>Discontinued</i>) | 6 | 0.5% | 2 | 33.3% | 1 | 50.0% | 2 | 100.0% |
| Automotive Technology (AUT.AAS) | 6 | 0.5% | 3 | 50.0% | 3 | 100.0% | 1 | 33.3% |
| Office Technology-Admin. Asst. (OTD.AAS)- <i>Discontinued</i> | 2 | 0.2% | 1 | 50.0% | 1 | 100.0% | 1 | 100.0% |
| Telecommunications Technology (TTA.AAS)- <i>Discontinued</i> | 1 | 0.1% | 0 | 0.0% | N/A | N/A | N/A | N/A |
| Human Services (HUM.AS) | 120 | 9.9% | 31 | 25.8% | 21 | 67.7% | 18 | 58.1% |
| Business Administration (BUS.AS) | 114 | 9.4% | 29 | 25.4% | 21 | 72.4% | 20 | 69.0% |
| Criminal Justice (CRJ.AS) | 73 | 6.0% | 17 | 23.3% | 9 | 52.9% | 12 | 70.6% |
| Liberal Arts & Sciences: Mathematics and Sciences (MTS.AS) | 41 | 3.4% | 17 | 41.5% | 12 | 70.6% | 16 | 94.1% |
| Physical Education & Exercise Science Studies (EXR.AS) | 27 | 2.2% | 10 | 37.0% | 4 | 40.0% | 10 | 100.0% |
| Photography (PHO.AS) | 19 | 1.6% | 7 | 36.8% | 6 | 85.7% | 3 | 42.9% |
| Computer Science (CSC.AS) | 10 | 0.8% | 3 | 30.0% | 2 | 66.7% | 1 | 33.3% |
| Recreation Leadership (REC.AS) | 10 | 0.8% | 2 | 20.0% | 2 | 100.0% | 1 | 50.0% |
| Engineering Science (ENS.AS) | 6 | 0.5% | 1 | 16.7% | 0 | 0.0% | 1 | 100.0% |
| Surgical Technology Certificate (SGC.CERT) | 11 | 0.9% | 6 | 54.5% | 6 | 100.0% | 0 | 0.0% |
| Line Mechanic/Utility Worker Certificate (LMU.CERT) | 10 | 0.8% | 3 | 30.0% | 3 | 100.0% | 0 | 0.0% |
| Law Enforcement Certificate (LEC.CERT) | 8 | 0.7% | 4 | 50.0% | 2 | 50.0% | 0 | 0.0% |
| Early Child Care Certificate (ECC.CERT) | 7 | 0.6% | 3 | 42.9% | 3 | 100.0% | 0 | 0.0% |
| Web Technology Certificate (WEB.CERT) | 3 | 0.2% | 0 | 0.0% | N/A | N/A | N/A | N/A |
| Fire Protection Technology Certificate (FPC.CERT) | 1 | 0.1% | 1 | 100.0% | 1 | 100.0% | 0 | 0.0% |
| Professional Cooking Certificate (PFC.CERT) | 1 | 0.1% | 0 | 0.0% | N/A | N/A | N/A | N/A |
| <i>*Including data from RPD.AAS program graduate survey</i> | 1208 | 100.0% | 380 | 31.5% | 272 | 71.6% | 202 | 53.2% |

Appendix D: 2011 Post-Graduate Survey Tool

Note: Double-click image below to open PDF of complete survey tool.



POST GRADUATE SURVEY

EXAMPLE

Please take a moment to complete the following Post Graduate survey. Your feedback will help strengthen our college's programs and services.

Directions: Use either a pencil or black pen to select your choices by placing an "X" in the squares. Use capital letters to complete text responses. All information you provide will be kept secure and confidential.

Kindle Drawing: One (1) kindle winner per graduating class will be chosen at random. All fields marked with an "*" must be completed to be included in the drawing. The identifying information above is used solely for the purposes of the contest. All responses will be kept confidential.

Section I: EMPLOYMENT

Q1) Are you currently employed*?

Yes.....

No, not currently employed, but seeking employment.....

No, not currently employed, not seeking employment.....

Retired.....

Other.....

Q2) What is your primary employment status?

Full-time (30 hrs/wk or more).....

Part-time (29 hrs/wk or less).....

In the military.....

Self-employed.....

Employed, but on leave (paid or unpaid).....

Other.....

If you answered "No" to Q1, please skip to Section II: "Continuing Education" pg.2

Q3) Please choose the category that most appropriately describes your occupation*:

| | | | |
|---|---|--|---|
| Account Management/Planning <input type="checkbox"/> Accounting..... <input type="checkbox"/> Administration..... <input type="checkbox"/> Administrative/Support Services..... <input type="checkbox"/> Advertising/Public Relations..... <input type="checkbox"/> Animal Care..... <input type="checkbox"/> Architecture..... <input type="checkbox"/> Auto Technician..... <input type="checkbox"/> Banking/Real Estate/Mortgage Professional..... <input type="checkbox"/> Biotech/R&D/Science..... <input type="checkbox"/> Bookkeeping..... <input type="checkbox"/> Business Management... <input type="checkbox"/> Buying/Purchasing..... <input type="checkbox"/> Childcare..... <input type="checkbox"/> Communications/Writing... <input type="checkbox"/> Community Service/Volunteer..... <input type="checkbox"/> | Computer Maintenance & Repair..... <input type="checkbox"/> Conflict Resolution..... <input type="checkbox"/> Construction/Contracting... <input type="checkbox"/> Counseling..... <input type="checkbox"/> Creative/Design..... <input type="checkbox"/> Data Entry..... <input type="checkbox"/> Database Management... <input type="checkbox"/> Distribution..... <input type="checkbox"/> Domestic Care Services.. <input type="checkbox"/> Drafting..... <input type="checkbox"/> Education/Teaching..... <input type="checkbox"/> Electrical Technology... <input type="checkbox"/> Emergency Management <input type="checkbox"/> Event Planning..... <input type="checkbox"/> Finance..... <input type="checkbox"/> Food Service/Restaurant... <input type="checkbox"/> Fundraising /Development..... <input type="checkbox"/> | Government/Political Science..... <input type="checkbox"/> Graphic Design..... <input type="checkbox"/> Health Services/Healthcare..... <input type="checkbox"/> Helpdesk..... <input type="checkbox"/> Hotel Management..... <input type="checkbox"/> Human Resources..... <input type="checkbox"/> Human Services..... <input type="checkbox"/> Information Technology... <input type="checkbox"/> Installation /Maintenance/Repair..... <input type="checkbox"/> Interior Design..... <input type="checkbox"/> Laborer..... <input type="checkbox"/> Law Enforcement..... <input type="checkbox"/> Legal..... <input type="checkbox"/> Marketing..... <input type="checkbox"/> Math/Science..... <input type="checkbox"/> Mechanical Technology... <input type="checkbox"/> Multi-Media..... <input type="checkbox"/> | Operations..... <input type="checkbox"/> Performing..... <input type="checkbox"/> Physical Fitness..... <input type="checkbox"/> Production /Manufacturing..... <input type="checkbox"/> Programming/Software Development..... <input type="checkbox"/> Quality Control..... <input type="checkbox"/> Recreation..... <input type="checkbox"/> Research..... <input type="checkbox"/> Sales..... <input type="checkbox"/> Security/Protective Services..... <input type="checkbox"/> Social Work..... <input type="checkbox"/> Training..... <input type="checkbox"/> Translation..... <input type="checkbox"/> Transportation..... <input type="checkbox"/> Warehouse/Materials Management..... <input type="checkbox"/> Webmaster..... <input type="checkbox"/> -Other- (not on list)..... <input type="checkbox"/> |
|---|---|--|---|

1