



2012 Post-Graduate Survey Report:

Students' Assessment of the Onondaga Community College Experience

Prepared by:

Office of Institutional Planning, Assessment & Research

August 2013

<http://www.sunyocc.edu/index.aspx?menu=672&id=8105>

Table of Contents

Executive Summary	3
Introduction	5
Part I: Methodology	6
Sample	6
Format and Delivery	6
Part II: 2012 Graduate Data	7
Overall Degrees Conferred	7
Survey Participation	7
Part III: Summary of Key Findings	8
Section I: Employment	8
Section II: Continuing Education	12
Section III: Educational Experience at OCC	13
Part IV: Aggregate Survey Results.....	17
Section I: Employment	17
Section II: Continuing Education	20
Section III: Educational Experience at OCC	22
Appendices	25
Appendix A: 2013-2014 College Catalog Insert (By Program).....	25
Appendix B: Supplemental Employment Information.....	26
Appendix C: Supplemental Continuing Education Data.....	31
Appendix D: 2012 Post-Graduate Survey Tool	35

Executive Summary

A measurement of an institution's success in achieving its mission and objectives may be obtained through tracking and monitoring graduate feedback received in reference to overall satisfaction with the college experience, and continued academic and/or career success. Onondaga monitors feedback and updates received from its graduates regarding their employment status, continued education, and satisfaction with the OCC experience via data collected from an annual survey conducted post-graduation by the Office of Institutional Planning, Assessment and Research (IPAR). The *2012 Post-Graduate Survey Report* is a compilation of the myriad of feedback received from Onondaga graduates in order to assess their College experience.

This survey was administered to 1,301 students from Onondaga's 2012 graduating class during spring/summer 2013; 317 (approximately 24.4%) completed surveys were returned.

Class of 2012 Highlights

1,344 degrees conferred upon 1,332 graduates; 12 of whom had earned dual degrees:

- 61.0% of degrees awarded were for completion of articulation/transfer programs: 27.3 % were Associate in Arts (AA) degrees; 33.7 % were Associate in Science (AS) degrees.
- 39.0% of degrees awarded were for completion of career programs: 35.6 % were Associate in Applied Science (AAS) degrees; 3.3% were certificates for completing essential coursework typically required for entry-level positions.

2012 Post-Graduate Survey Report - Participation and Responses

Total Degrees Conferred

321 degrees conferred upon 317 survey participants; four of whom earned dual degrees:

- Consistent with degrees conferred for the class of 2012 overall, the majority of degrees awarded to 2012 *Post-Graduate* survey participants were also awarded for completion of articulation/transfer programs. Of these 188 degrees conferred (or 58.6%):
 - 77 were AA degrees (24.0%).
 - 111 were AS degrees (34.6%).
- 133 degrees awarded were for completion of career programs (or 41.5%):
 - 126 were AAS degrees (39.3%).
 - 7 were Certificates (2.2%).

Employment

- 220 (or 69.4%) of survey participants are currently employed; of these 2012 graduates who are working:
 - 62.3% indicated full-time as their primary employment status.
 - 75.3% are employed in Onondaga County.
 - 57.3% reported having jobs on their career paths.
- 213 participants responded to the question regarding the extent to which [graduates] felt their OCC education has prepared them for their current jobs:
 - 77.5% indicated *to a great degree, a moderate degree or a slight degree*.

Continuing Education

- 156 (or 49.5%) of survey participants are currently attending an educational institution:
 - 83.0% are currently enrolled as full-time students.
 - 81.3% of the aggregate 155 responses received for this question indicate OCC credits transferred without difficulty [to other educational institutions].
- In response to the survey's request for feedback regarding the extent to which 2012 graduates felt their OCC education had prepared them for further study, 69.7% of participants had chosen *to a great degree* as their option for responding to this question.

Educational Experience at OCC

- The majority of 2012 survey participants (93.5%) indicated they *definitely would* or *probably would* recommend Onondaga to others.
- 96.2% of respondents reported they had achieved their educational goal while attending Onondaga.

Introduction

The Office of Institutional Planning, Assessment and Research (IPAR) conducts an annual retrospective survey with a focus on recent Onondaga Community College graduates—delivered approximately one year after commencement. The scope of the survey primarily focuses on collecting employment and continuing education data, along with graduates’ perception of their educational experience while attending Onondaga. Feedback provided by OCC’s graduates enables the College to remain informed of current alumni/graduate endeavors.

At Onondaga, student success lies at the very core of the College’s mission. An important way OCC can measure its success in fulfilling its mission is through an analysis of data and feedback obtained from surveys directed toward recent graduates. This post-graduate survey can effectively provide insight into the student-alumni perspective for a myriad of functional areas throughout the College; data and feedback received may be used by Onondaga to inform important decisions.

Graduate data collected is utilized to measure levels of student satisfaction regarding several facets of their OCC experience, including:

- General Education curriculum;
- Academic department/discipline;
- Personal/professional skills development; and
- College resources and services.

The survey also addresses graduates’ perception of their corresponding degree/certificate program-specific learning outcomes. Comments received are also made available to the related academic department/discipline chairperson(s). Resource/service-specific feedback is distributed to appropriate management personnel for continuous improvement purposes.

Once gathered, data and feedback are compiled, analyzed and delivered through the proceeding comprehensive *Post-Graduate Survey Report*. Additionally, per-program snapshots of the survey participants who are currently employed and/or continuing their education are presented in the annual College Catalog¹. IPAR also isolates feedback received for individual programs and posts program-specific highlight data in WEAVE—OCC’s centralized online assessment and planning management system.

Graduate data is also used for the following:

- Sharing updated contact information with Alumni Relations personnel.
- Utilizing employment data collected to facilitate the College’s effort to create synergies with employers who are hiring OCC graduates.

¹[Appendix A: 2013-2014 College Catalog Insert \(By Program\)](#)

Through dissemination and use of continued education/employment data provided by its graduates, Onondaga and its stakeholders are granted the best possible opportunity to promote student success and continually improve programs and services for future students.

The following is a comprehensive analysis report for OCC's class of 2012 (2011 and 2010 *Post-Graduate Survey Report* data has been included in order to provide an appropriate reference where applicable). Establishing baselines, and providing a longitudinal prospective of acquired data can help the College and its constituents to best make informed decisions, identify trends, gauge student perceptions, highlight successes, and identify opportunities for improvement.

This survey report is organized into four major parts. The first part summarizes information regarding survey methodology. The second part displays information regarding the graduate population. The third part briefly displays key survey findings from the three main sections of the questionnaire, employment, continuing education and educational experience. Finally, the fourth part provides the quantitative findings for all of the questions presented to the former students.

Part I: Methodology

Sample

The post-graduate survey was administered to all students who graduated between September 1st 2011 and August 31st 2012, with the exception of 31 single degree RPD.AAS recipients². The findings for the Class of 2012 are based on 317 (24.4%) respondents from the sample of 1,301 conferred. Of the 1,301 graduates surveyed, twelve students earned two degrees. Each student was afforded the opportunity to complete and return one survey regardless of the number of degrees earned.

Format and Delivery

Surveys were administrated in two formats: electronic and paper:

Electronic: A communication requesting participation in the survey along with a link containing the URL was sent to all eligible graduates via email. The email addresses consisted of both SUNY Onondaga-issued and personal email addresses that were on file with the Registrar's office. Over the course of several weeks, three subsequent reminders were sent to all non-responders (responses were tracked for this purpose).

² The Respiratory Care program conducts an independent survey of its graduates, so single RPD.AAS degree recipients are not included in the IPAR survey distribution list. For national programmatic outcomes data, please visit <http://www.coarc.com/47.html>.

Paper: For all non-responders to the electronic mode of delivery, a Graduate Survey packet was assembled and delivered via traditional mail. The packets contained a cover letter, survey, program-specific student learning outcomes insert, and a self-addressed, postage-paid return envelope.

Part II: 2012 Graduate Data

Overall Degrees Conferred

Figure 1: Aggregate degrees conferred upon the class of 2012, categorized by degree type. 61.0% of overall degrees awarded were for completion of articulation/transfer programs; nearly 39.0% of overall degrees awarded were for completion of career programs/certificates.

Figure 1: Aggregate Degrees Conferred (All Graduates)								
Degree Type		Trend	2012		2011		2010	
			N	%	N	%	N	%
Terminal Degrees/Career Programs	AAS	▲	479	35.6	424	35.1	407	35.1
	CERT	●	45	3.3	41	3.4	67	5.8
Transfer Degrees/Transfer Programs	AA	▲	367	27.3	323	26.7	319	27.5
	AS	▼	453	33.7	420	34.8	365	31.5
Total			1344	100.0	1208	100.0	1158	100.0

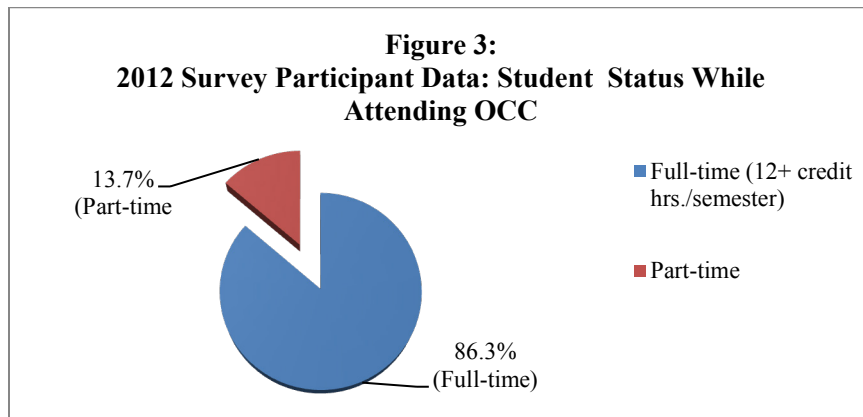
Survey Participation

Figure 2: Aggregate degrees conferred upon 2012 survey participants, categorized by degree type. 58.6% of overall degrees awarded were for completion of transfer programs³; 41.4% of overall degrees awarded were for completion of career programs/certificates;

Figure 2: Aggregate Degrees Conferred (Survey Participants)								
Degree Type		Trend	2012		2011		2010	
			N	%	N	%	N	%
Terminal Degrees/Career Programs	AAS	▲	126	39.3	155	41.6	114	39.0
	CERT	●	7	2.2	17	4.6	10	3.4
Transfer Degrees/Transfer Programs	AA	▲	77	24.0	84	22.5	55	18.8
	AS	▼	111	34.6	117	31.4	113	38.7
Total			321	100.0	373	100.0	292	100.0

³[Appendix A: 2013-2014 College Catalog Insert](#) includes aggregate class of 2012 degrees granted and survey participation data, categorized by degree and academic program.

Figure 3: 86.3% of 2012 survey participants had been full-time students while attending OCC.



Part III: Summary of Key Findings

Section I: Employment

Figure 4: 69.4% of 2012 survey participants said they were currently employed. Over three quarters (77.0%) of the 220 individuals who received AAS degrees indicated that they were employed.

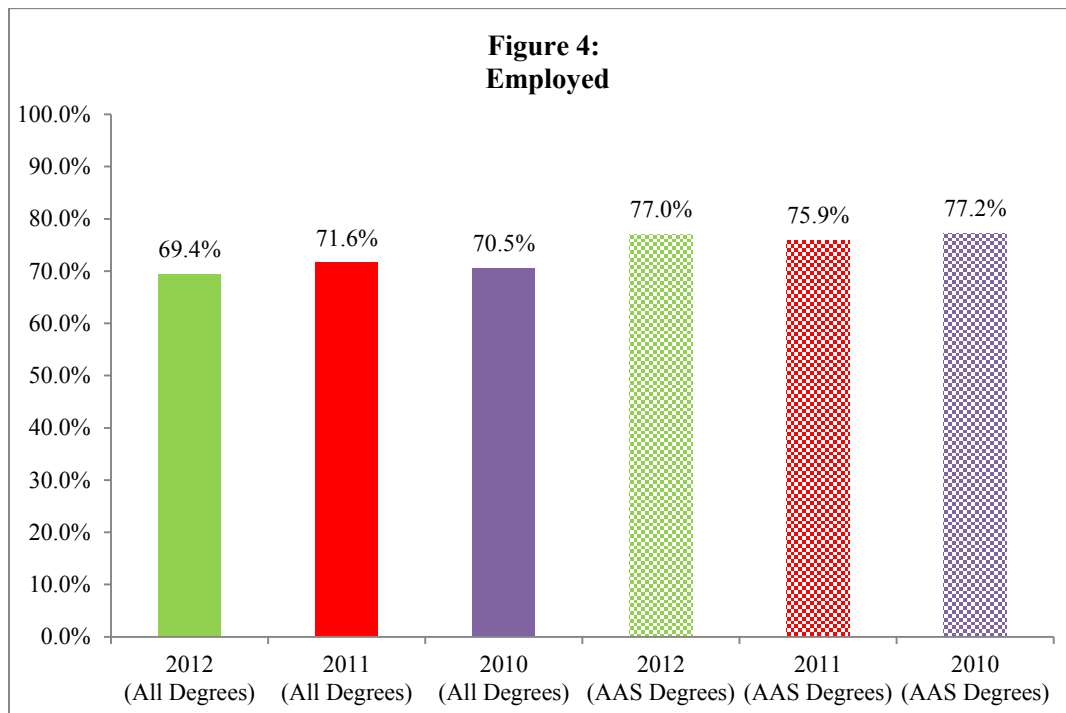


Figure 5: Of these currently employed survey participants, 62.3% listed their employment status as full-time.

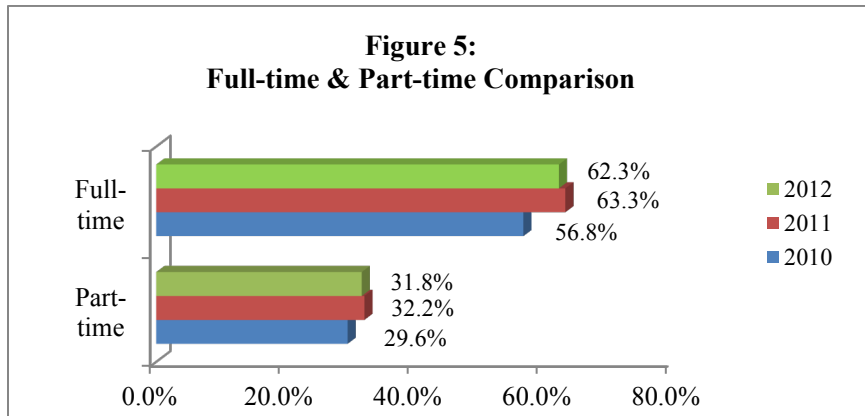


Figure 6: 75.3% of 2012's currently employed survey participants said they were working in Onondaga County.

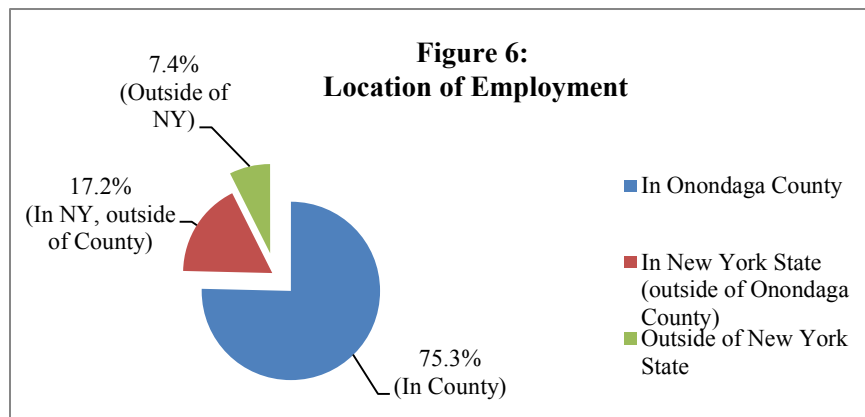


Figure 7: 57.3% of 2012's currently employed survey participants indicated their jobs were on their career paths.

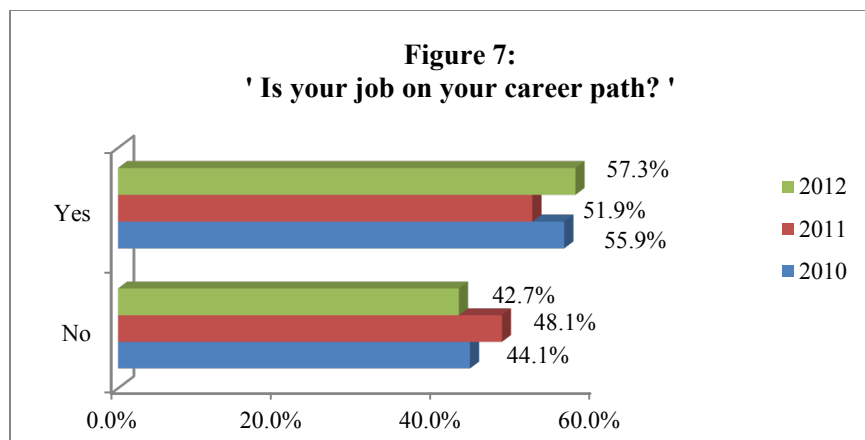


Figure 8: 63.4% of employed survey participants indicated their occupations were *highly related* or *slightly related* to their programs of study at Onondaga.

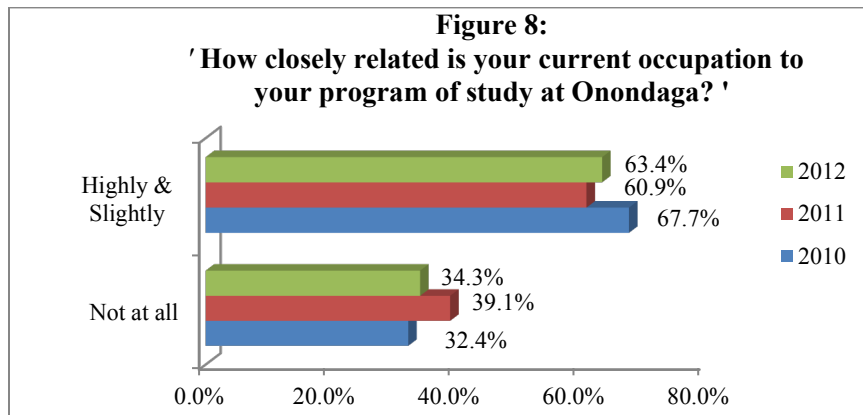


Figure 9: 77.5% of employed survey participants indicated their Onondaga education prepared them to a great degree or to a slight degree for their current jobs⁴.

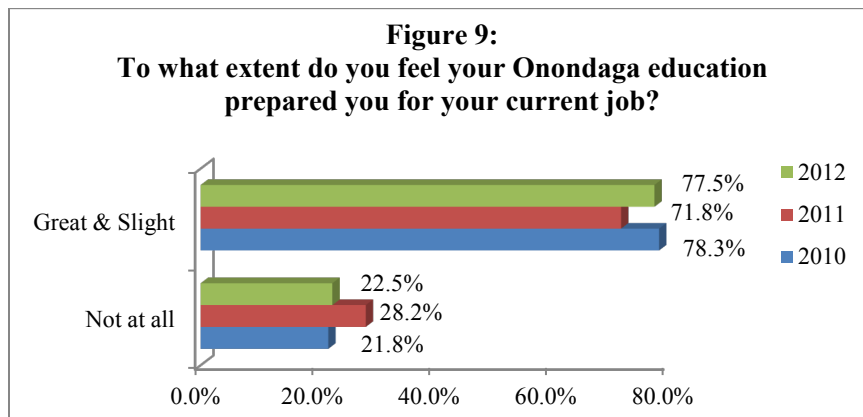
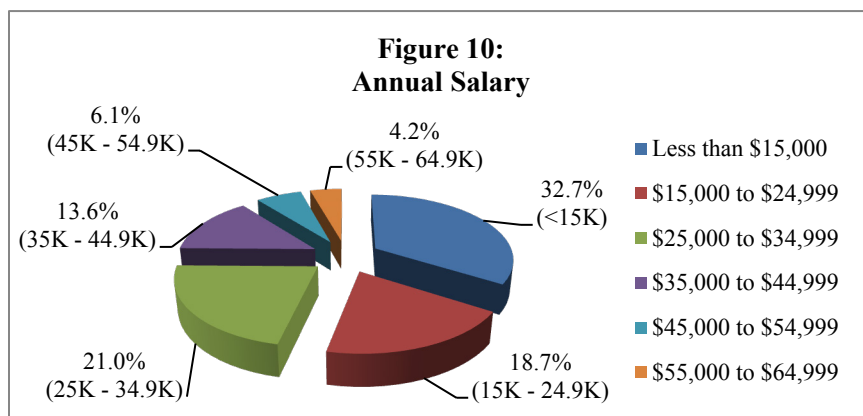


Figure 10: While 48.6% of 2012's employed survey participants reported annual salaries of \$25,000 or higher; the majority (51.4%) reported annual salaries of less than \$25,000.



⁴ 2012 data includes *moderate degree* (which is not present on previous surveys).

Figure 11: Employers listed most frequently by 2012 survey participants⁵.

Figure 11: Employers Listed Most Frequently By 2012 Survey Participants			
1	SUNY Upstate Medical University/Hospital [12]	12	Catholic Charities [2]
2	St. Joseph's Hospital and Health Center [7]	13	Enable [2]
3	Wegman's [6]	14	Gordon Biersch Brewery/Restaurant [2]
4	SUNY Onondaga Community College [5]	15	Liberty Resources [2]
5	Crouse Hospital [4]	16	News Channel 9 [2]
6	Syracuse University [4]	17	Onondaga County [2]
7	Macy's [3]	18	Self Employed [2]
8	SUNY Oswego [3]	19	Target [2]
9	Aspen Dental [2]	20	VA Medical Center [2]
10	Avicelli's [2]	21	Verizon [2]
11	Best Buy [2]	22	Welch Allyn [2]

Additional Information

Onondaga's 2011-2016 [strategic plan](#) relies upon a variety of key indicators and performance data collected from academic departments and administrative divisions/departments to assess College progress toward meeting targets specified within the plan. The assessment process is used to celebrate success and identify opportunities for improvement at both the institutional and department levels.

As stated by the current strategic plan's Goal 4. Outcome 6: *100% of graduates of AAS degree programs who desire immediate employment upon graduation will obtain a job related to their field of study within one year.* Measurement requires the College to obtain data and feedback from OCC graduates regarding their current employment status; therefore, this outcome has subsequently been incorporated into the standard IPAR post-graduate survey's category of career-related questions.

While the majority of OCC's degree and certificate programs rely solely upon graduate employment data and feedback obtained from the IPAR survey to assess certain areas of performance and satisfaction, individual programs—such as Respiratory Care—may choose to administer independent surveys in order to gather their own data and fulfill external accreditation agency requirements.

⁵ [Appendix B: Supplemental Employment Information](#) features a complete reference of employment information reported by 2012 survey participants.

Section II: Continuing Education

Figure 12: 49.5% of 2012 survey participants indicated they were currently continuing their education. Of these 156 participants currently attending an educational institution:

- 83.0% are full-time students.
- 86.4% are currently attending four-year schools.
- 86.4% expect to earn a bachelor's degree upon completion of their current studies.

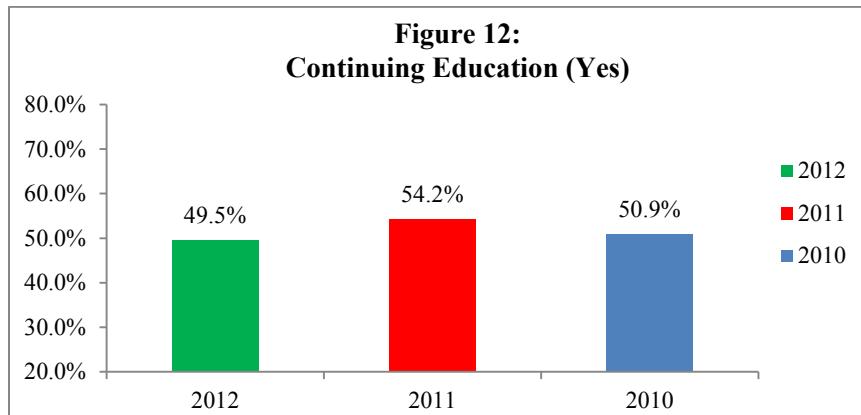


Figure 13: Of the 156 survey participants currently attending an educational institution, 81.3% indicated their OCC credits transferred without difficulty.

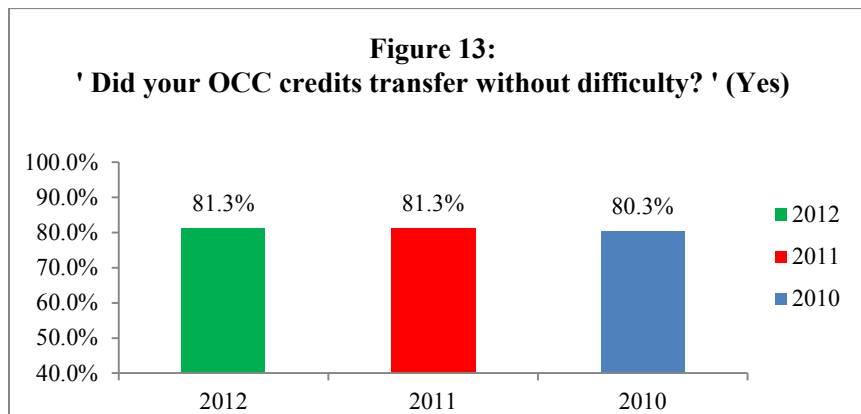


Figure 14 (next page): 69.7% of 2012 survey participants indicated OCC prepared them *to a great degree* for further study.

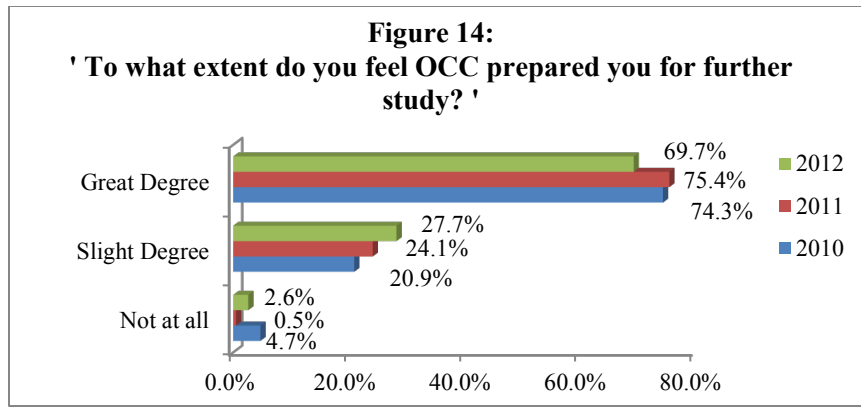
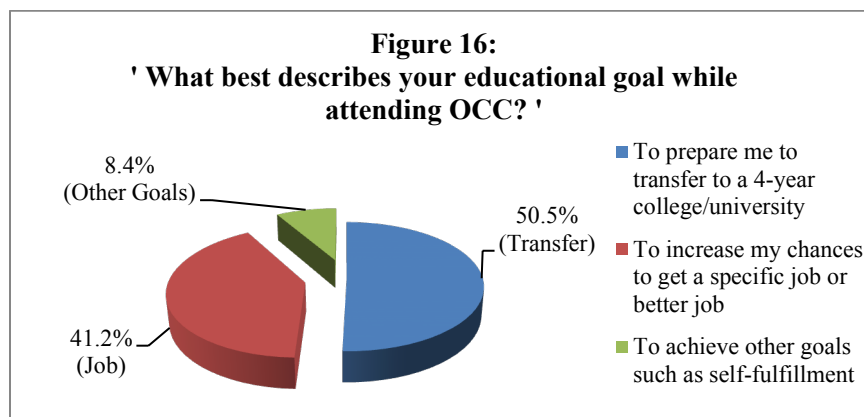


Figure 15: 4-year Institutions listed most frequently By 2012 Survey Participants⁶.

Figure 15: 4-year Institutions Listed Most Frequently By 2012 Survey Participants			
1	Syracuse University (NY) [21]	7	SUNY College of Environmental Science & Forestry (NY) [6]
2	SUNY Oswego (NY) [19]	8	Keuka College (NY) [4]
3	Le Moyne College (NY) [11]	9	Rochester Institute of Technology (NY) [4]
4	SUNY Empire State College (NY) [9]	10	SUNY Buffalo University (NY) [4]
5	SUNY Onondaga Community College (NY) [9]	11	SUNY Cortland (NY) [4]
6	SUNY Buffalo State College (NY) [6]	12	SUNY Institute of Technology at Utica/Rome (NY) [4]

Section III: Educational Experience at Onondaga

Figure 16: 50.5% of 2012 survey participants indicated their educational goal was to transfer to a 4-year college/university; 41.2% indicated their goal was to increase their chances to get a specific job or better job.



⁶[Appendix C: Supplemental Continuing Education Data](#) features a complete reference of continuing education data reported by the class of 2012 survey participants.

Figure 17: 96.2% of survey participants had *fully* or *somewhat* achieved their educational goals.

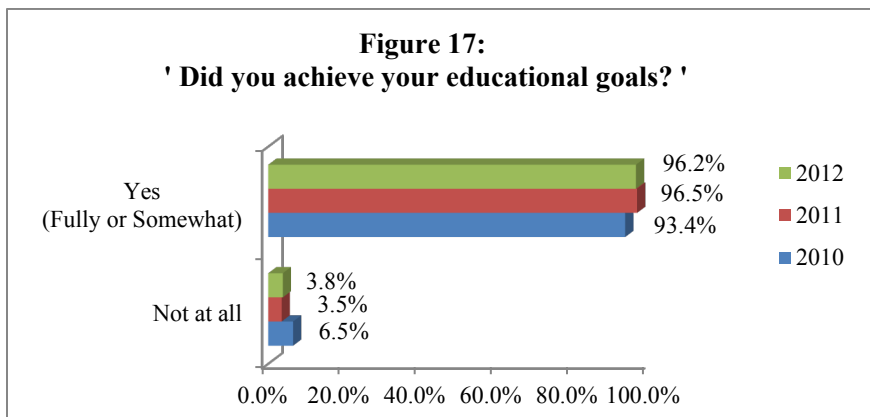


Figure 18: In each of the areas relating to the College’s general student learning outcomes, no category received less than 82.9% of 2012 survey participants indicating that they either *strongly agree* or *agree* with the statements presented to them:

- 94.9% of survey participants *strongly agree* or *agree* that their overall educational experience helped them to think critically and solve problems.
- 94.3% of survey participants *strongly agree* or *agree* that their overall educational experience helped them to acquire a broad general education.
- 93.3% of survey participants *strongly agree* or *agree* that their overall educational experience helped them Maintain or improve personal growth and wellness.

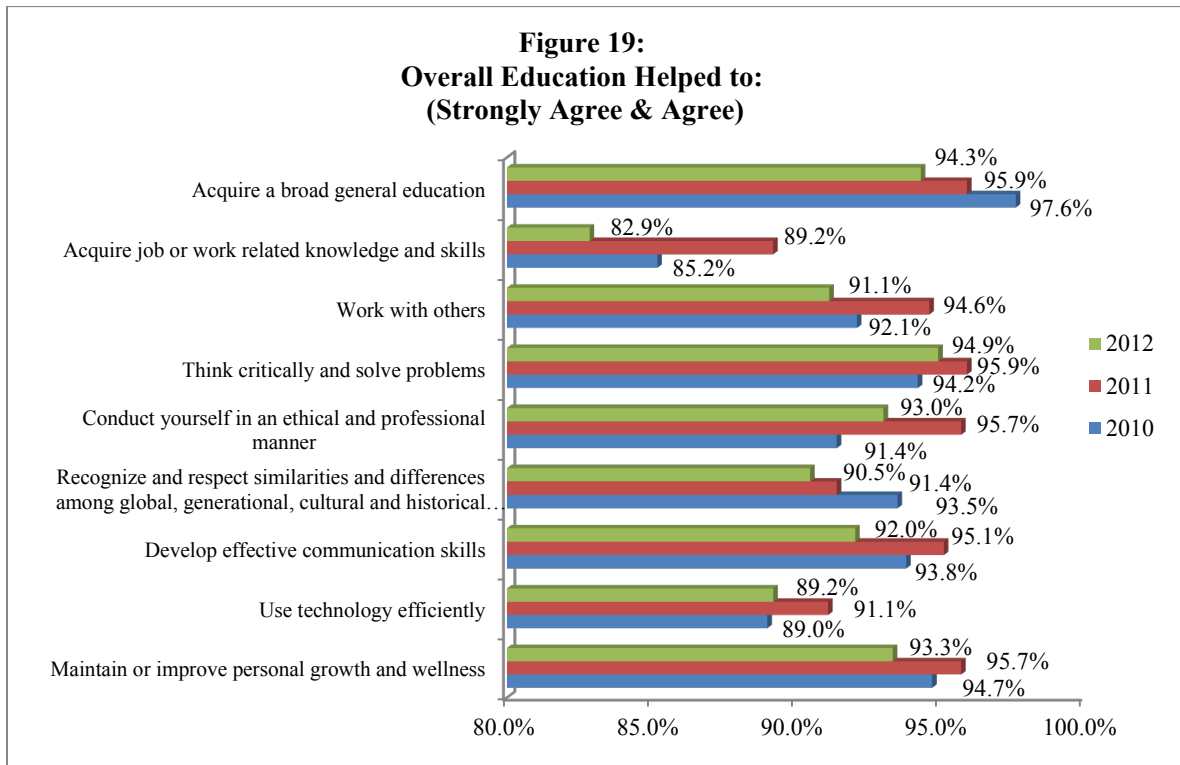


Figure 19: An aggregate of the students' program-specific learning outcomes shows that 94.8% of survey participants *strongly agree or agree* that they successfully achieved the program-specific learning outcomes presented to them.

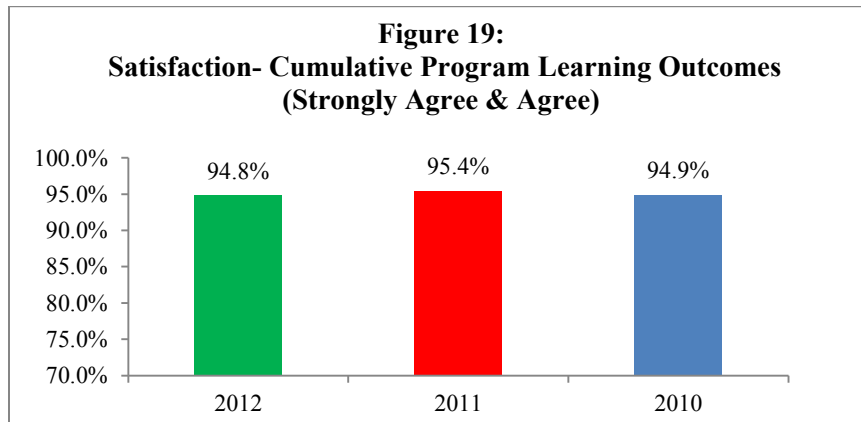


Figure 20 (next page): In each of the areas relating to the College's resources and services, no category received less than 77.3% of 2012 survey participants indicating that they were either *very satisfied* or *satisfied* with the categories presented to them:

- 95.5% of participants indicated they were *very satisfied* or *satisfied* with academic courses.
- 95.5% of participants indicated they were *very satisfied* or *satisfied* with their overall experience with courses in their program.
- 94.7% of participants indicated they were *very satisfied* or *satisfied* with library services.
- 94.3% of participants indicated they were *very satisfied* or *satisfied* with their overall experience with courses outside of their program.

Figure 20:
Satisfaction- College Resources & Services
(Very Satisfied & Satisfied)

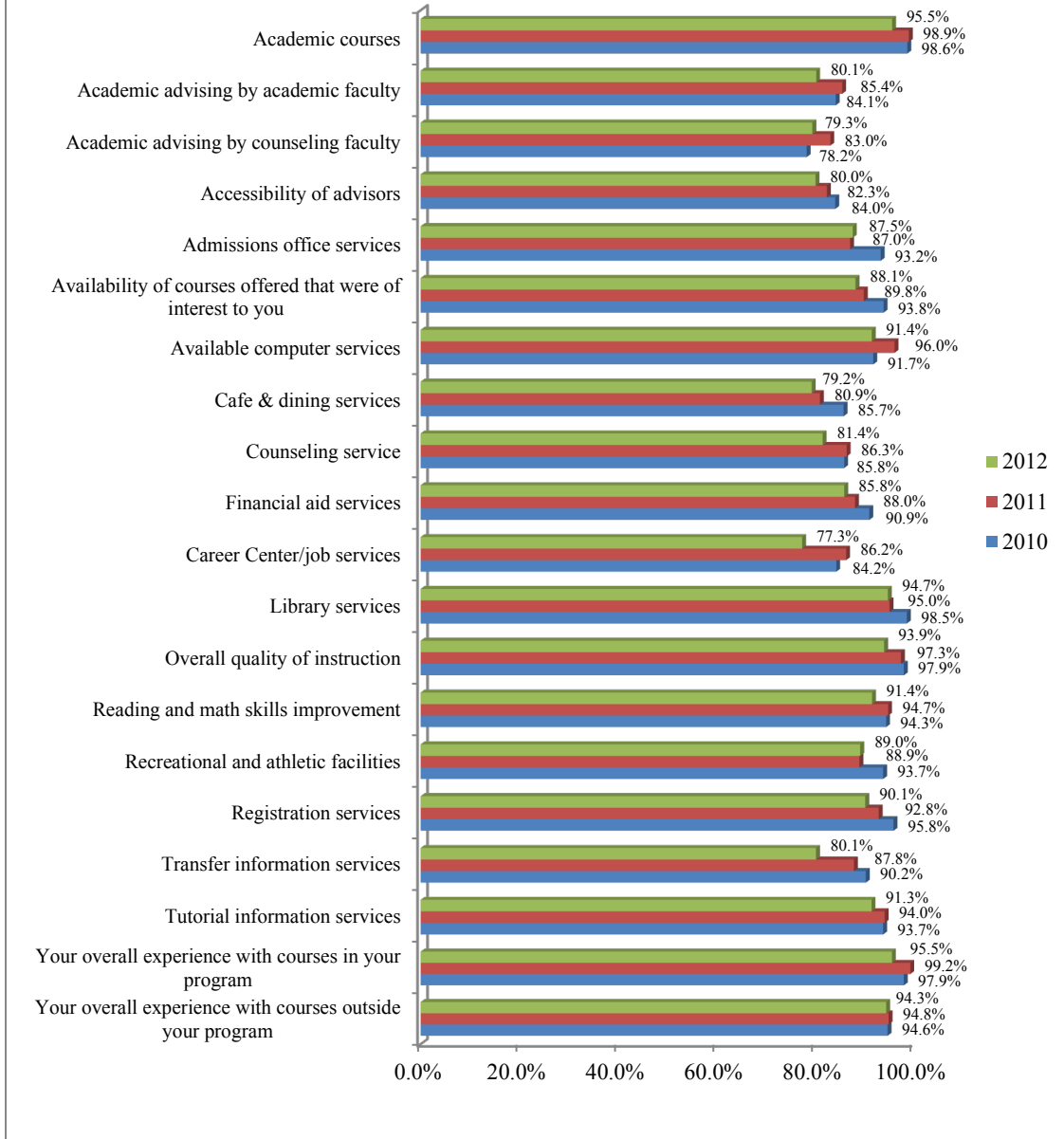
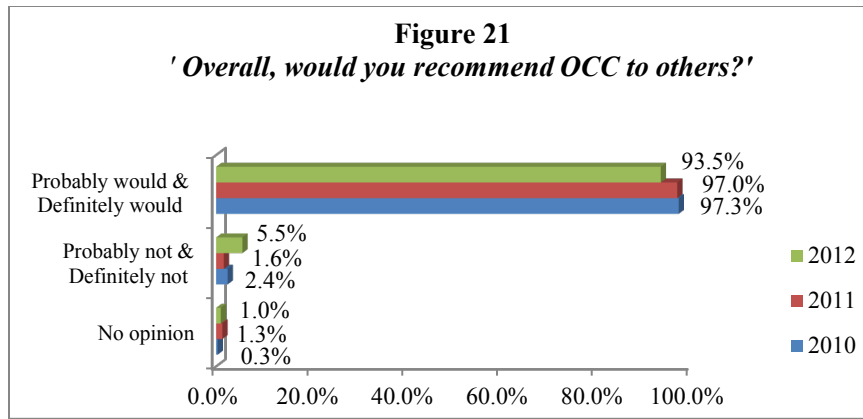


Figure 21 (next page): a vast majority (93.5%) of respondents indicated they *definitely would* or *probably would* recommend OCC to others.



Part IV: Aggregate Survey Results

Section I: Employment

Survey Q1: Are you currently employed?	Trend	2012		2011		2010	
		N	%	N	%	N	%
Yes	▼	220	69.4	267	71.6	206	70.5
No	▲	97	30.6	106	28.4	86	29.5
Total		317	100.0	373	100.0	292	100.0
Missing		0		0		0	
Overall		317		373		292	
Survey Q2: What is your primary employment status?	Trend	2012		2011		2010	
		N	%	N	%	N	%
Full-time (30 hrs./wk. or more)	▼	137	62.3	167	63.3	117	56.8
Part-time (29 hrs./wk. or less)	●	70	31.8	85	32.2	61	29.6
In the military	●	0	0.0	1	0.4	8	3.9
Self-employed	▲	6	2.7	4	1.5	8	3.9
Employed, but on leave (paid or unpaid)	●	2	0.9	2	0.8	2	1.0
Other	●	5	2.3	5	1.9	10	4.9
Total		220	100.0	264	100.0	206	100.0
Missing		0		3		0	
Overall		220		267		206	
<i>Other category: Full time but temporary employment. I won't have a job next week; Non-paid Internship; Temporary Employment (seeking full)</i>							

Survey Q3: Are you currently seeking employment?	Trend	2012		2011		2010	
		N	%	N	%	N	%
Yes, I am currently seeking employment	▼	31	33.3	41	38.7	32	37.2
No, I am not currently seeking employment	●	57	61.3	65	61.3	53	61.6
Retired	●	0	0.0	0	0.0	1	1.2
Other	▲	5	5.4	0	0.0	0	0.0
Total		93	100.0	106	100.0	86	100.0
Missing		4		0		0	
Overall		97		106		86	

Other category: Spouse deceased- on Widow/w Child Income; Seeking, but about to have a child in a couple of days; Work Study; In the middle of transitioning to a position.

Survey Q4: Please choose ONE category that most appropriately describes your occupation:	Trend	2012		2011		2010	
		N	%	N	%	N	%
Business, Consulting, Finance, Management, Sales, etc.	<i>N/A</i>	42	20.2	<i>N/A</i>	<i>N/A</i>	<i>N/A</i>	<i>N/A</i>
Technology or Engineering	<i>N/A</i>	33	15.9	<i>N/A</i>	<i>N/A</i>	<i>N/A</i>	<i>N/A</i>
Medicine/Health	<i>N/A</i>	47	22.6	<i>N/A</i>	<i>N/A</i>	<i>N/A</i>	<i>N/A</i>
Government/Community, Public or Social Service	<i>N/A</i>	18	8.7	<i>N/A</i>	<i>N/A</i>	<i>N/A</i>	<i>N/A</i>
Law Enforcement/Legal Services	<i>N/A</i>	8	3.8	<i>N/A</i>	<i>N/A</i>	<i>N/A</i>	<i>N/A</i>
Arts, Performance, Music, etc.	<i>N/A</i>	1	0.5	<i>N/A</i>	<i>N/A</i>	<i>N/A</i>	<i>N/A</i>
Education/Teaching/Administration	<i>N/A</i>	10	4.8	<i>N/A</i>	<i>N/A</i>	<i>N/A</i>	<i>N/A</i>
Communication, Journalism, Media	<i>N/A</i>	5	2.4	<i>N/A</i>	<i>N/A</i>	<i>N/A</i>	<i>N/A</i>
Entrepreneur	<i>N/A</i>	3	1.4	<i>N/A</i>	<i>N/A</i>	<i>N/A</i>	<i>N/A</i>
Other* (describe in [Q4a])	<i>N/A</i>	41	19.7	<i>N/A</i>	<i>N/A</i>	<i>N/A</i>	<i>N/A</i>
Total		208	100.0	<i>N/A</i>	<i>N/A</i>	<i>N/A</i>	<i>N/A</i>
Missing		12		<i>N/A</i>		<i>N/A</i>	
Overall		220		<i>N/A</i>		<i>N/A</i>	

Other category: Retail (20), Food & Beverage services (17), Labor (3), Agriculture (1)

Note: occupation fields in Q4 have been slightly changed for the 2012 graduate survey questionnaire.

Survey Q5: Where are you employed?	Trend	2012		2011		2010	
		N	%	N	%	N	%
In Onondaga County	▲	162	75.3	196	74.0	144	70.2
In New York State (outside of Onondaga County)	▼	37	17.2	57	21.5	44	21.5
Outside of New York State	▲	16	7.4	12	4.5	17	8.3
Total		215	100.0	265	100.0	205	100.0
Missing		5		2		1	
Overall		220		267		206	

Outside of New York State category: PA (4); MD (2); SC (2); AZ (1); CT (1); FL (1); GA (1); NV (1); OH (1); QC, CA (1); VA (1)

Survey Q6 & Q7: Employer Name and Job Title	Appendix B
---	----------------------------

Survey Q8: Annual Salary:	Trend	2012		2011		2010	
		N	%	N	%	N	%
Less than \$15,000	▼	70	32.7	93	35.6	63	31.0
\$15,000 to \$24,999	▼	40	18.7	59	22.6	51	25.1
\$25,000 to \$34,999	▲	45	21.0	50	19.2	31	15.3
\$35,000 to \$44,999	▲	29	13.6	24	9.2	29	14.3
\$45,000 to \$54,999	N/A	13	6.1	N/A	N/A	N/A	N/A
\$55,000 to \$64,999	N/A	9	4.2	N/A	N/A	N/A	N/A
\$65,000 and over	N/A	8	3.7	N/A	N/A	N/A	N/A
Total		214	100.0	261	100.0	203	100.0
Missing		6		6		3	
Overall		220		267		206	

Note: salary range fields in Q7 have been redefined for the 2012 graduate survey questionnaire.

Survey Q9: Is your job on your career path?	Trend	2012		2011		2010	
		N	%	N	%	N	%
Yes	▲	122	57.3	136	51.9	114	55.9
No	▼	91	42.7	126	48.1	90	44.1
Total		213	100.0	262	100.0	204	100.0
Missing		7		5		2	
Overall		220		267		206	

Survey Q10: How closely related is your current occupation to your program of study at OCC?	Trend	2012		2011		2010	
		N	%	N	%	N	%
Highly related	▲	81	37.5	93	35.6	76	37.3
Slightly related	▲	56	25.9	66	25.3	62	30.4
Not at all	▼	74	34.3	102	39.1	66	32.4
Not applicable	N/A	5	2.3	N/A	N/A	N/A	N/A
Total		216	100.0	261	100.0	204	100.0
Missing		4		6		2	
Overall		220		267		206	

Survey Q10a (By Degree Type): How closely related is your current occupation to your program of study at OCC?	Trend	Highly and Slightly Related					
		2012		2011		2010	
		N	%	N	%	N	%
AAS	▲	74 of 97	76.3	85 of 118	72.0	68 of 88	77.3
AS	▲	42 of 70	60.0	42 of 73	57.5	39 of 67	58.2
AA	▲	17 of 45	37.8	20 of 55	36.4	23 of 41	56.1
CERT	▲	7 of 7	100.0	12 of 15	80.0	8 of 8	100.0

Three dual-degree students represented in the Q10a 2012 totals. Two single-degree AS and two single-degree AA students did not respond.

Survey Q11: Was finishing your degree/certificate at OCC crucial in order for you to land your current job?	Trend	2012		2011		2010	
		N	%	N	%	N	%
Yes	▲	81	37.5	79	30.4	79	38.7
No	▼	135	62.5	181	69.6	125	61.3
Total		216	100.0	260	100.0	204	100.0
Missing		4		7		2	
Overall		220		267		206	
Survey Q12: To what extent do you feel your OCC education prepared you for your current job?	Trend	2012		2011		2010	
		N	%	N	%	N	%
To a great degree	▼	65	30.5	87	33.2	80	39.4
To a moderate degree	N/A	56	26.3	N/A	N/A	N/A	N/A
To a slight degree	▼	44	20.7	101	38.5	79	38.9
Not at all	▼	48	22.5	74	28.2	44	21.7
Total		213	100.0	262	100.0	203	100.0
Missing		7		5		3	
Overall		220		267		206	

Section II: Continuing Education

Survey Q13: Are you currently attending an educational institution?	Trend	2012		2011		2010	
		N	%	N	%	N	%
Yes	▼	156	49.5	202	54.2	148	50.9
No, do not presently have plans to continue	▼	71	22.5	100	26.8	78	26.8
No, but plan to attend in the future	▲	88	27.9	71	19.0	65	22.3
Total		315	100.0	373	100.0	291	100.0
Missing		2		0		1	
Overall		317		373		292	
Survey Q14: Which of the following are you currently attending?	Trend	2012		2011		2010	
		N	%	N	%	N	%
2-year school	▼	13	8.4	18	9.3	7	4.7
4-year school	▼	133	86.4	172	88.7	140	94.6
Other category	▲	8	5.2	4	2.1	1	0.7
Total		154	100.0	194	100.0	148	100.0
Missing		2		8		0	
Overall		156		202		148	
Survey Q15-Q17: College, State, Major field of study:	Appendix C						

Survey Q18: What is your current status as a student?	Trend	2012		2011		2010	
		N	%	N	%	N	%
Full-time	●	127	83.0	168	83.2	127	86.4
Part-time	●	26	17.0	34	16.8	20	13.6
Total		153	100.0	202	100.0	147	100.0
Missing		3		0		1	
Overall		156		202		148	100.0
Survey Q19: To what extent do you feel OCC prepared you for further study?	Trend	2012		2011		2010	
		N	%	N	%	N	%
To a great degree	▼	108	69.7	150	75.4	110	74.3
To a slight degree	▲	43	27.7	48	24.1	31	20.9
Not at all	▲	4	2.6	1	0.5	7	4.7
Total		155	100.0	199	100.0	148	100.0
Missing		1		3		0	
Overall		156		202		148	
Survey Q20: What degree do you expect to earn at the completion of your current studies?	Trend	2012		2011		2010	
		N	%	N	%	N	%
One year Certificate or Diploma	●	2	1.3	2	1.0	1	0.7
Associate Degree	●	7	4.5	9	4.5	5	3.4
Bachelor's Degree	▲	133	86.4	169	84.9	123	83.1
Post-Baccalaureate Degree	▼	7	4.5	13	6.5	18	12.2
Non-Degree program	▼	0	0.0	6	3.0	1	0.7
Other	N/A	5	3.2	N/A	N/A	N/A	N/A
Total		154	100.0	199	100.0	148	100.0
Missing		2		3		0	
Overall		156		202		148	
Survey Q21: Did your OCC credits transfer without difficulty?	Trend	2012		2011		2010	
		N	%	N	%	N	%
Yes	●	126	81.3	161	81.3	118	80.3
No	▼	16	10.3	24	12.1	15	10.2
Not Applicable	▲	13	8.4	13	6.6	14	9.5
Total		155	100.0	198	100.0	147	100.0
Missing		1		4		1	
Overall		156		202		148	

Section III: Educational Experience at Onondaga

Survey Q22: What best describes your educational goal while attending OCC?	Trend	2012		2011		2010	
		N	%	N	%	N	%
To prepare me to transfer to a 4-year college	▼	157	50.5	197	53.4	162	55.5
To increase my chances to get a specific job or better job	▲	128	41.2	125	33.9	100	34.2
To achieve other goals such as self-fulfillment	▼	26	8.4	47	12.7	30	10.3
Total		311	100.0	369	100.0	292	100.0
Missing		6		4		0	
Overall		317		373		292	
Survey Q23: Did you achieve your educational goal?	Trend	2012		2011		2010	
		N	%	N	%	N	%
Yes, fully	▼	195	62.3	267	72.4	198	68.0
Yes, somewhat	▲	106	33.9	89	24.1	74	25.4
No, not at all	●	12	3.8	13	3.5	19	6.5
Total		313	100.0	369	100.0	291	100.0
Missing		4		4		1	
Overall		317		373		292	
Survey Q24: For most of the semesters you attended OCC, were you: Full-time or Part-time?	Trend	2012		2011		2010	
		N	%	N	%	N	%
Full-time (taking 12 or more credits a semester)	▲	270	86.3	311	84.1	244	83.8
Part-time	▼	43	13.7	59	15.9	47	16.2
Total		313	100.0	370	100.0	291	100.0
Missing		4		3		1	
Overall		317		373		292	
Survey Q25: How long did it take you to earn your degree/certificate?	Trend	2012		2011		2010	
		N	%	N	%	N	%
Less than 1 yr.	▼	7	2.2	12	3.2	8	2.7
1 to 1 1/2 yrs.	▼	28	8.9	48	12.9	26	8.9
2 to 2 1/2 yrs.	▼	167	53.2	202	54.4	170	58.4
3 to 3 1/2 yrs.	▲	71	22.6	63	17.0	47	16.2
4 to 4 1/2 yrs.	▲	20	6.4	17	4.6	22	7.6
5+ yrs.	▼	21	6.7	29	7.8	18	6.2
Total		314	100.0	371	100.0	291	100.0
Missing		3		2		1	
Overall		317		373		292	

Survey Q26: Did you receive any state or federal aid while attending OCC?	Trend	2012		2011		2010	
		N	%	N	%	N	%
Yes	▲	232	74.1	258	69.2	211	72.5
No	▼	81	25.9	115	30.8	80	27.5
Total		313	100.0	373	100.0	291	100.0
Missing		4		0		1	
Overall		317		373		292	
Survey Q27: Your overall educational experience at OCC has helped you to:	Trend	Strongly Agree and Agree					
		2012		2011		2010	
		N	%	N	%	N	%
Acquire a broad general education	▼	298 of 316	94.3	355 of 370	95.9	284 of 291	97.6
Acquire job or work related knowledge and skills	▼	261 of 315	82.9	330 of 370	89.2	248 of 291	85.2
Work with others	▼	288 of 316	91.1	350 of 370	94.6	268 of 291	92.1
Think critically and solve problems	▼	298 of 314	94.9	354 of 369	95.9	274 of 291	94.2
Conduct yourself in an ethical and professional manner	▼	293 of 315	93.0	353 of 369	95.7	266 of 291	91.4
Recognize and respect similarities and differences among global, generational, cultural and historical perspectives	▼	285 of 315	90.5	338 of 370	91.4	272 of 291	93.5
Develop effective communication skills	▼	289 of 314	92.0	352 of 370	95.1	273 of 291	93.8
Use technology efficiently	▼	281 of 315	89.2	337 of 370	91.1	259 of 291	89.0
Maintain or improve personal growth and wellness	▼	294 of 315	93.3	354 of 370	95.7	270 of 285	94.7
Survey Q28: Your specific program of study at OCC has helped you to:	Trend	Strongly Agree and Agree					
		2012		2011		2010	
		N	%	N	%	N	%
All programs (Cumulative) ⁷	▼	1319 of 1392	94.8	1458 of 1528	95.4	1124 of 1185	94.9
Survey Q29: How satisfied are you with the following OCC resources?	Trend	Very Satisfied & Satisfied					
		2012		2011		2010	
		N	%	N	%	N	%
Academic courses	▼	299 of 313	95.5	365 of 369	98.9	287 of 291	98.6
Academic advising by academic faculty	▼	242 of 302	80.1	304 of 356	85.4	238 of 283	84.1
Academic advising by counseling faculty	▼	219 of 276	79.3	258 of 311	83.0	187 of 239	78.2
Accessibility of advisors	▼	240 of 300	80.0	293 of 356	82.3	237 of 282	84.0
Admissions office services	●	260 of 297	87.5	309 of 355	87.0	262 of 281	93.2
Availability of courses offered that were of interest to you	▼	274 of 311	88.1	326 of 363	89.8	270 of 288	93.8
Available computer services	▼	255 of 279	91.4	333 of 347	96.0	254 of 277	91.7
Cafe & dining services	▼	183 of 231	79.2	228 of 282	80.9	197 of 230	85.7
Counseling service	▼	171 of 210	81.4	196 of 227	86.3	157 of 183	85.8
Financial aid services	▼	224 of 261	85.8	263 of 299	88.0	220 of 242	90.9
Career Center/job services	▼	153 of 198	77.3	193 of 224	86.2	154 of 183	84.2
Library services	●	266 of 281	94.7	304 of 320	95.0	260 of 264	98.5

⁷ Each program has unique program-specific student learning outcomes. The cumulative figure above is an aggregate of all of the programs and an aggregate of all *strongly agree* and *agree* in relation to the total responses provided.

Survey Q29: How satisfied are you with the following OCC resources?	Trend	Very Satisfied & Satisfied					
		2012		2011		2010	
		N	%	N	%	N	%
Overall quality of instruction	▼	292 of 311	93.9	356 of 366	97.3	285 of 291	97.9
Reading and math skills improvement	▼	246 of 269	91.4	287 of 303	94.7	233 of 247	94.3
Recreational and athletic facilities	●	187 of 210	89.0	217 of 244	88.9	192 of 205	93.7
Registration services	▼	272 of 302	90.1	334 of 360	92.8	277 of 289	95.8
Transfer information services	▼	201 of 251	80.1	251 of 286	87.8	222 of 246	90.2
Tutorial information services	▼	190 of 208	91.3	220 of 234	94.0	194 of 207	93.7
Your overall experience with courses in your program	▼	295 of 309	95.5	366 of 369	99.2	285 of 291	97.9
Your overall experience with courses outside your program	●	282 of 299	94.3	329 of 347	94.8	264 of 279	94.6
Survey Q30: Overall, how satisfied are you with your educational experience at OCC?	Trend	2012		2011		2010	
		N	%	N	%	N	%
Very satisfied	N/A	157	50.6	N/A	N/A	N/A	N/A
Satisfied	N/A	139	44.8	N/A	N/A	N/A	N/A
Dissatisfied	N/A	8	2.6	N/A	N/A	N/A	N/A
Very dissatisfied	N/A	6	1.9	N/A	N/A	N/A	N/A
Total		310	100.0	N/A	N/A	N/A	N/A
Missing		7		N/A		N/A	
Overall		317		N/A		N/A	
Survey Q31: Overall, would you recommend OCC to others?	Trend	2012		2011		2010	
		N	%	N	%	N	%
Definitely would	▼	210	68.0	278	74.9	232	79.5
Probably would	▲	79	25.6	82	22.1	52	17.8
Probably not	▲	8	2.6	6	1.6	6	2.1
Definitely not	▲	9	2.9	0	0.0	1	0.3
No opinion	●	3	1.0	5	1.3	1	0.3
Total		309	100.0	371	100.0	292	100.0
Missing		8		2		0	
Overall		317		373		292	
Survey Q32-Q35: Student Contact Information	Confidential information						
Survey Q36 & Q37: Student Comments	Confidential information						

Appendix A: 2013-2014 College Catalog Insert (By Program)

Class of 2012 Respondent Data (Sorted by Degree Type and Largest Number of Degrees Granted)								
Program (Degree)	Degrees Granted*		Survey Completion**		Employed		Continuing Education	
	N	%	N	%	N	%	N	%
Associate in Arts								
Liberal Arts & Sciences: Humanities & Social Sciences (HMT.AA)	212	15.77	44	20.75	26	59.09	30	68.18
Liberal Arts & Sciences: General Studies (GEN.AA)	110	8.18	22	20.00	15	68.18	10	45.45
Liberal Arts & Sciences: Mathematics and Sciences (MTS.AA)	28	2.08	7	25.00	5	71.43	5	71.43
Liberal Arts & Sciences: Adolescence Education (EDA.AA)	10	0.74	2	20.00	1	50.00	0	0.00
Liberal Arts & Sciences: Childhood Education (EDC.AA)	7	0.52	2	28.57	0	0.00	2	100.00
Total	367	27.31	77	20.98	47	61.04	47	61.04
Associate in Applied Science								
Nursing (NUR.AAS)	47	3.50	19	40.43	16	84.21	3	15.79
Art (ART.AAS)	38	2.83	6	15.79	4	66.67	4	66.67
Health Information Technology (HIT.AAS)	36	2.68	12	33.33	12	100.00	4	33.33
Respiratory Care (RPD.AAS)***	34	2.53	N/A	N/A	N/A	N/A	N/A	N/A
Computer Information Systems (CIS.AAS)	33	2.46	11	33.33	10	90.91	4	36.36
Hospitality Management (HOS.AAS)	27	2.01	6	22.22	5	83.33	2	33.33
Music (MUS.AAS)	27	2.01	8	29.63	3	37.50	7	87.50
Electronic Media Communications (EMC.AAS)	25	1.86	7	28.00	5	71.43	3	42.86
Architectural Technology (ARH.AAS)	23	1.71	6	26.09	4	66.67	3	50.00
Business Technology (BUS.AAS)	23	1.71	3	13.04	2	66.67	1	33.33
Electrical Engineering Technology (ELT.AAS)	21	1.56	5	23.81	4	80.00	2	40.00
Fire Protection Technology (FPD.AAS)	18	1.34	5	27.78	4	80.00	3	60.00
Physical Therapist Assistant (PTA.AAS)	17	1.26	8	47.06	5	62.50	0	0.00
Mechanical Technology (MET.AAS)	16	1.19	3	18.75	2	66.67	1	33.33
Automotive Technology (AUT.AAS)	13	0.97	3	23.08	3	100.00	1	33.33
Professional Communication (PCM.AAS)	13	0.97	3	23.08	2	66.67	0	0.00
Telecommunications Technology Verizon (TTN.AAS)	13	0.97	1	7.69	1	100.00	0	0.00
Interior Design (IND.AAS)	11	0.82	2	18.18	2	100.00	1	50.00
Computer Engineering Technology (CMT.AAS)	10	0.74	4	40.00	3	75.00	1	25.00
Homeland Security & Disaster Preparedness (HSD.AAS)	10	0.74	4	40.00	2	50.00	2	50.00
Accounting (BUA.AAS)	9	0.67	5	55.56	4	80.00	1	20.00
Criminal Justice (CRJ.AAS)	9	0.67	2	22.22	1	50.00	0	0.00
Environmental Technology (ENV.AAS)	6	0.45	2	33.33	2	100.00	0	0.00
Total	479	35.64	125	26.10	96	76.80	43	34.40
Associate in Science								
Business Administration (BUS.AS)	136	10.12	36	26.47	22	61.11	20	55.56
Human Services (HUM.AS)	118	8.78	34	28.81	25	73.53	17	50.00
Criminal Justice (CRJ.AS)	75	5.58	20	26.67	15	75.00	15	75.00
Liberal Arts & Sciences: Mathematics and Sciences (MTS.AS)	50	3.72	15	30.00	6	40.00	12	80.00
Photography (PHO.AS)	27	2.01	0	0.00	N/A	N/A	N/A	N/A
Engineering Science (ENS.AS)	15	1.12	1	6.67	1	100.00	1	100.00
Physical Education & Exercise Science Studies (EXR.AS)	14	1.04	2	14.29	1	50.00	0	0.00
Computer Science (CSC.AS)	9	0.67	2	22.22	1	50.00	1	50.00
Recreation Leadership (REC.AS)	6	0.45	0	0.00	N/A	N/A	N/A	N/A
Labor Studies (LBR.AS)	3	0.22	1	33.33	1	100.00	0	0.00
Total	453	33.71	111	24.50	72	64.86	66	59.46
Certificate								
Law Enforcement Certificate (LEC.CERT)	16	1.19	3	18.75	3	100.00	1	33.33
Surgical Technology Certificate (SGC.CERT)	13	0.97	2	15.38	2	100.00	0	0.00
Early Child Care Certificate (ECC.CERT)	7	0.52	0	0.00	N/A	N/A	N/A	N/A
Line Mechanic/Utility Worker Certificate (LMU.CERT)	4	0.30	0	0.00	N/A	N/A	N/A	N/A
Professional Cooking Certificate (PFC.CERT)	3	0.22	1	33.33	1	100.00	0	0.00
Fire Protection Technology Certificate (FPC.CERT)	1	0.07	1	100.00	1	100.00	1	100.00
Microcomputer Troubleshooting & Maintenance Tech Cert (MTM.CERT)	1	0.07	0	0.00	N/A	N/A	N/A	N/A
Total	45	3.35	7	15.56	7	100.00	2	28.57
Overall	1344	100.00	320	23.81	222	69.38	158	49.38

*Programs that had no conferred graduates from the class of 2012 were not included with these results.

**Survey completion and subsequent columns include data from dual degree students.

***RPD.AAS program conducts an independent survey of graduates. For national programmatic outcomes data please visit <http://www.coarc.com/47.html>.

Appendix B: Supplemental Employment Information

Survey Q6-7: Employers and Job Titles Listed

Program	Employer	Title
Associate in Applied Science		
Accounting (BUA.AAS)	City of Syracuse Water Department	Account Clerk II
	First Unitarian Universalist Society of Syracuse	Bookkeeper/Accountant
	Inns of Aurora	PT Night Auditor
	Target	Hardline sales
Architectural Technology (ARH.AAS)	ABC Refrigeration & A/C, Inc.	Assistant Project Manager
	Abercrombie and Fitch Co.	Stock
	Presentation Concepts Corp.	Operations Assistant
	Robert O. Eggleston, Architect	Cad Draftsman
Art (ART.AAS)	Macy's	Sales
	Morgan Management at the Meadows	Maintenance Technician
	St. Joseph's Hospital and Health Center	Central Service Technician
	SUNY Oswego (Penfield Library)	Student Worker
Automotive Technology (AUT.AAS)	CNY Infusion	IV Pharmacy Technician
	Fucillo Nissan	Automotive Technician
	Stadium International	Heavy Truck Technician
Business Technology (BUS.AAS)	Perry	Insurance Agent
	Saton Day Spa and Salon	Hairdresser/Receptionist
Computer Engineering Technology (CMT.AAS)	Envisage Information Systems	QA Tester
	Sycon Instruments	Design Engineer
	Syracuse Fabrication	Welder/Robot Operator
Computer Information Systems (CIS.AAS)	Galson Labs	IT Specialist
	Lowe's	Cashier
	Onondaga County	Computer Equipment Maintenance Technician
	P.E.C. Syracuse	Virtual Classroom Administrator
	Raymour and Flanigan	IT Support Specialist
	Self employed	Partner
	SUNY Upstate Medical University/Hospital	Junior Network Engineer
	Syracuse University	System Administrator
	Tickets.com	Project Manager
Time Warner Cable	Software Engineer	
Criminal Justice (CRJ.AAS)	SUNY Upstate Medical University/Hospital	Central Stores Driver
Electrical Engineering Technology (ELT.AAS)	CalSource	Calibration Technician
	Inficon	Repair Technician
	United Radio	Radio Technician
	Welch Allyn	Co-op
Electronic Media Communications (EMC.AAS)	American Eagle	Assistant Manager
	News Channel 9	Production
	News Channel 9	Production
	SUNY Onondaga Community College	Academic Computer Lab Associate Assistant
	Welch Allyn	Group Leader
Environmental Technology (ENV.AAS)	Atlantic Testing Laboratories	Project Monitor/Air Tech
	Marquardt Switch, Inc.	SMT Associate

Program	Employer	Title
Fire Protection Technology (FPD.AAS)	Bass Pro Shops	Associate
	Bill Lynn	Manager
	N/A	Foreman
	West Genesee Central Schools	School Bus Driver
Health Information Technology (HIT.AAS)	Crouse Hospital	DRG Specialist
	Crouse Hospital	Health Information Management Assistance II
	Macy's	Retail Support
	St. Joseph's Hospital and Health Center	Coding Specialist
	St. Joseph's Hospital and Health Center	Coding Specialist
	St. Joseph's Hospital and Health Center	Coding/Credentialing Specialist
	SUNY Upstate Medical University/Hospital	Medical Coder
	SUNY Upstate Medical University/Hospital	Inpatient Coder
	VA Medical Center	Health Information Technician
	Verisma Systems	Reviewer
	Victory Sports Medicine	Administrative
Homeland Security & Disaster Preparedness (HSD.AAS)	Dismas Charities, Inc.	Resident Monitor
	Hannaford Supermarket	Deli Associate
Hospitality Management (HOS.AAS)	Gordon Biersch Brewery/Restaurant	Prep Cook
	Locey and Cahill	Analyst
	True Religion Jeans	Sales Associate
	Walt Disney	Quick Service
	Ying TRSEF	Key Intern
Interior Design (IND.AAS)	Cicero Family Sports Center	Secretary and Child Care
	CXtec	Graphic Designer
Mechanical Technology (MET.AAS)	Anheuser-Bush InBev	N/A
	Carrier	Model Shop Technician
Music (MUS.AAS)	Perfetto	Singing Waiter
	Private facility	Home Health Aide
	Self Employed	Musician
Nursing (NUR.AAS)	Crouse Hospital	RN
	Crouse Hospital	RN
	Hospice of Central New York	Primary Nurse
	Preferred Home Health Care	RN- Pediatric
	Rosewood Medical Center	RN
	Saratoga Hospital	RN
	St. Joseph's Hospital and Health Center	RN
	St. Joseph's Hospital and Health Center	RN
	SUNY Upstate Medical University/Hospital	RN
	SUNY Upstate Medical University/Hospital	RN
	SUNY Upstate Medical University/Hospital	RN- Med/Surg
	SUNY Upstate Medical University/Hospital	RN
	SUNY Upstate Medical University/Hospital	RN
	Van Duyn Homes & Hospital	RN
Virginia Hospital Center	RN	
Physical Therapist Assistant (PTA.AAS)	Fitness Forum	Physical Therapy Assistant
	Pulaski PT	Physical Therapy Assistant
	Health South- Yuma Rehabilitation Hospital	Physical Therapy Assistant
	N/A	Physical Therapy Assistant
	Salt City Physical Therapy	Physical Therapy Assistant
Professional Communication (PCM.AAS)	Axelon Services	IT Recruiter
	SUNY Onondaga Community College	Technical Assistant
Telecommunications Technology Verizon (TTN.AAS)	Verizon	TV Tech Associate

Program	Employer	Title
Associate in Science		
Business Administration (BUS.AS)	Adecco	Temp
	ADP Inc.	Implementation Specialist II - Major Account Services - Time and Labor Management
	Aspen Dental	Cash Management
	Best Buy	Sales Consultant
	Department of Corrections	Corrections Officer
	Hairy Tony's Pub	Cook
	Home Depot	Appliance Sales Specialist
	Labrador Mountain	Snowboard Instructor
	Lochland	Residential Support Service
	Nightingale Mills	Clerk
	Penn state campus catering	Student Operations
	Red Lobster	Prep Specialist
	Regis	Stylist
	Socially Structured	Owner
	St. Joseph's Hospital and Health Center	Patient Access Rep
	Strathmore	Drawer
	SUNY Onondaga Community College	Secretary to the President
	SUNY Upstate Medical University/Hospital	Keyboard I
	United States Postal Service	Manager
	University Hospital	Administrative Assistant
Viau Construction Corp.	Bricklayer Apprentice	
Computer Science (CSC.AS)	Multi-Ag Media	Web Developer
Criminal Justice (CRJ.AS)	Avicolli's	Driver
	Hollister	Model, Cashier
	J.P. Morgan Chase	Teller
	Kelly Services	Customer Relation Representative
	Liberty Resources	Residential Counselor
	Loomis	Armored Service Technician
	Maxim healthcare	Compliance Specialist/ Internal Auditor
	N/A	Customer Service Representative
	Niagara County Sheriff's Department	Intelligence Intern
	State and Federal Court System	Spanish Court Interpreter
	SUNY Oswego (Auxiliary Services)	N/A
	The Bank of New York Mellon	Securities Processing Associate
	Verizon	Analyst
	Wegman's	Helping Hands
	ZG INK Magazine	Business Liaison Manager
Engineering Science (ENS.AS)	Schneider Packaging Equipment Company	Technical Writer / Assembler

Program	Employer	Title
Human Services (HUM.AS)	Akwesasne Community Dental Clinic	Patient Coordinator
	Applebee's	Server
	Arc of Onondaga	Skills Instructor
	Back On Track Chiropractic	Office Manager
	Catholic Charities	Supervised Visit Case Worker
	Charleston County Human Service Commission	Intake Processor
	CJ's House of Bounce	Manager
	East Syracuse School District	Substitute - Teacher Assistant
	Enable	Community Support Specialist
	EOS CCA	Debt Collector
	Girls Inc. & Hillbrook	Teen Coordinator & Detention Home Aide
	Liberty Resources	Supportive Housing Specialist
	Mexico Elementary School	Aide
	N/A	Internet Sales/Shipping Clerk
	National Grid	Accounts Payable
	NYS Department of Health	Public Health Representative II
	OCM BOCES	Teaching Assistant
	Onondaga County	Administrative Officer
	R.C.T.L. of Utica	Supervisor
	Rescue Mission/SBH	Case Manager/Counselor Aide
SUNY Oswego	Keyboard Specialist	
Target	Logistics Team Member	
Toomey Residential and Community Services	Program Advocate	
VA Medical Center	Provider Services Assistant	
Labor Studies (LBR.AS)	SI Group	Environmental Health & Safety Analyst
Liberal Arts & Sciences: Mathematics and Sciences (MTS.AS)	Davis Renovation	Carpenter
	Nice 'n' Easy	Cashier
	Second Avenue Pier	Waitress
	VAS Corp. Federal Services	Avionics/ISR Technician
	Wegman's	Dairy Clerk
Physical Education & Exercise Science Studies (EXR.AS)	Corso's Cookies	Packager
Associate in Arts		
Liberal Arts & Sciences: Adolescence Education (EDA.AA)	Gallagher Bassett Services, Inc.	Claims Supervisor
Liberal Arts & Sciences: Childhood Education (EDC.AA)	N/A	
Liberal Arts & Sciences: General Studies (GEN.AA)	Aspen Dental	Administrative Assistant
	Bath and Body Works	Sales Associate, Server
	Enable	Evening Shift Supervisor
	N/A	Customer Service Representative
	Parkside Liquors	Sales Associate
	Rivers Casino- Pittsburgh	Casino Executive
	Self Direct Inc.	PCA
	SUNY Onondaga Community College	Program Associate/Enrollment Associate
	Tassone's Wine Garden	Bartender/Waitress
	Trappers Pizza Pub	Cook
	Twin Trees III	Bartender
	Utopia Hair Professionals	Hair Stylist
	Wegman's	Cashier
Wegman's	Customer Service	

Program	Employer	Title
Liberal Arts & Sciences: Humanities & Social Sciences (HMT.AA)	Avicolli's	Waitress
	Catholic Charities	Assistant to Respite Coordinator
	Chili's Bar and Grill	Server
	Christmas Tree Shops	Cashier
	Dave Schaubb	Sales Representative
	Dix! Digital Prepress	Shipping Manager
	Gordon Biersch Brewery/Restaurant	Employee
	Green Tea House	Tea Packager
	Keepsake Village	Receptionist
	Kinney Drugs	Supervisor
	Lasalle Hospitality, Inc.	Server
	Macy's	N/A
	N/A	Records Coordinator/Auditor
	N/A	Sales Associate
	Natur-tyme	Supplement Educator
	Old Navy	Sales Associate
	Orthopedics East	Medical/MRI Receptionist
	Sally Beauty Supply	Sales Associate
	Syracuse University (Food Service)	Student Employee
	Summit Federal Credit Union/Tops Markets	Bank teller/Customer Service Clerk
	SUNY Onondaga Community College	Program Associate
Syracuse University	Catering Supervisor	
Vector Marketing	Assistant Manager	
Wegman's	Cake Decorator	
Liberal Arts & Sciences: Mathematics and Sciences (MTS.AA)	Best Buy	Sales Associate
	Heart and Hands Wine Company	Intern
	Jo-Ann Fabric	Sales Associate
	Skaneateles YMCA	Lifeguard
	WalMart	Front-End, General Labor
Certificate		
Fire Protection Technology Certificate (FPC.CERT)	Village of North Syracuse	Firehouse Caretaker
Law Enforcement Certificate (LEC.CERT)	Bassett Medical Center	Team Leader - Security
	Elmcrest Children's Center	Child Care Worker
	Syracuse University (Department of Public Safety)	N/A
Professional Cooking Certificate (PFC.CERT)	Wegman's	Sushi Chef
Surgical Technology Certificate (SGC.CERT)	SUNY Upstate Medical University/Hospital	Surgical Technologist
	Syracuse Surgery Center	CST, LPN

Appendix C: Supplemental Continuing Education Data

Survey Q15-17: Educational Institution Data Provided

Program	Educational Institution	Major
Associate in Applied Science		
Accounting (BUA.AAS)	SUNY Empire State College (NY)	Accounting
Architectural Technology (ARH.AAS)	N/A	Architecture and Design
	SUNY Alfred State (NY)	Architecture and Design
	Syracuse University (NY)	Architecture and Design
Art (ART.AAS)	Rochester Institute of Technology (NY)	Visual Arts
	Rochester Institute of Technology (NY)	Visual Arts
	SUNY Oswego (NY)	Bachelor of Fine Arts
	Syracuse University (NY)	Illustration
Automotive Technology (AUT.AAS)	SUNY Onondaga Community College (NY)	Engineering Sciences
Business Technology (BUS.AAS)	Bryant and Stratton College (NY)	Health Services Administration
Computer Engineering Technology (CMT.AAS)	Syracuse University (NY)	Information Studies
Computer Information Systems (CIS.AAS)	SUNY Onondaga Community College (NY)	Psychology
	SUNY Oswego (NY)	Information Science
	Syracuse University (NY)	Information Management and Technology
	Syracuse University (NY)	Information Management and Technology
Criminal Justice (CRJ.AAS)	N/A	N/A
	N/A	N/A
Electrical Engineering Technology (ELT.AAS)	Rochester Institute of Technology (NY)	Engineering
	SUNY Onondaga Community College (NY)	Engineering
Electronic Media Communications (EMC.AAS)	SUNY Cortland (NY)	New Communications Media
	SUNY Oswego (NY)	Journalism, Media Studies and Communication
	Syracuse University (NY)	Television, Radio, and Film
Environmental Technology (ENV.AAS)	N/A	
Fire Protection Technology (FPD.AAS)	Eastern Kentucky University (KY)	Fire Protection
	Prince George's Community College (MD)	EMS
	SUNY Onondaga Community College (NY)	Math/Science
Health Information Technology (HIT.AAS)	SUNY Institute of Technology at Utica/Rome (NY)	Health Science
	SUNY Institute of Technology at Utica/Rome (NY)	Health Information Management
	SUNY Institute of Technology at Utica/Rome (NY)	Health Information Management
	SUNY Onondaga Community College (NY)	Computer Sciences
Homeland Security & Disaster Preparedness (HSD.AAS)	Houghton College (GA)	Emergency Management
	Keuka College (NY)	Criminal Justice
Hospitality Management (HOS.AAS)	Le Moyne College (NY)	Health Science
	SUNY Delhi (NY)	Hospitality
Interior Design (IND.AAS)	Syracuse University (NY)	Visual Arts
Mechanical Technology (MET.AAS)	SUNY Institute of Technology at Utica/Rome (NY)	Engineering
Music (MUS.AAS)	College of St. Rose (NY)	Music Education
	SUNY Fredonia (NY)	Psychology
	SUNY Fredonia (NY)	Performing Arts
	SUNY Onondaga Community College (NY)	Humanities
	SUNY Oswego (NY)	Music and Technical Theatre
	SUNY Potsdam (NY)	Performing Arts
	SUNY Potsdam (NY)	Music Education
Nursing (NUR.AAS)	Keuka College (NY)	BS in Nursing
	N/A	Health Science
	SUNY Upstate Medical University	Nurse Practitioner
Physical Therapist Assistant (PTA.AAS)	N/A	N/A
Professional Communication (PCM.AAS)	N/A	N/A
Telecommunications Technology Verizon (TTN.AAS)	N/A	N/A

Program	Educational Institution	Major
Associate in Science		
Business Administration (BUS.AS)	Bellevue University (NE)	Business
	Canisius College (NY)	Business
	Le Moyne College (NY)	Business
	Le Moyne College (NY)	Accounting
	Le Moyne College (NY)	Business
	N/A	Health science
	Massachusetts Institute of Technology	The System Design Management program is MIT's equivalent of a MS in Engineering Management
	Pennsylvania State University (PA)	Hospitality restaurant and institutional management
	SUNY Binghamton (NY)	Business
	SUNY Cortland (NY)	Political Science
	SUNY Delhi (NY)	Business
	SUNY Oswego (NY)	Accounting
	SUNY Oswego (NY)	Business
	SUNY Oswego (NY)	Psychology
	SUNY Oswego (NY)	Business
	SUNY Oswego (NY)	Business
	Syracuse University (NY)	Business
	Syracuse University (NY)	Business
University of Rochester (NY)	Political Science	
Computer Science (CSC.AS)	Rochester Institute of Technology (NY)	Software Engineer
Criminal Justice (CRJ.AS)	Columbia University (NY)	Criminal Justice
	SUNY Brockport (NY)	Criminal Justice & Sociology
	SUNY Buffalo State College (NY)	Law
	SUNY Buffalo State College (NY)	Criminal Justice
	SUNY College of Environmental Science and Forestry (NY)	Environmental Biology
	SUNY Empire State College (NY)	Criminal Justice
	SUNY Oswego (NY)	Public Justice
	SUNY Oswego (NY)	Public Justice
	SUNY Oswego (NY)	Public Justice
	SUNY Oswego (NY)	Public Justice
	SUNY Oswego (NY)	Public Justice
	SUNY Oswego (NY)	Law
	SUNY Oswego (NY)	Public Administration
	Utica College (NY)	Economics
Utica College (NY)	Computer Sciences	
Engineering Science (ENS.AS)	SUNY Empire State College (NY)	Mathematics
Human Services (HUM.AS)	Cazenovia College (NY)	Human Services
	Kaplan University (N/A)	Behavioral Science
	Keuka College (NY)	Social work
	Keuka College (NY)	Social work
	Le Moyne College (NY)	Psychology
	N/A	Social work
	Springfield College (MA)	Human Services
	SUNY Albany (NY)	Human Biology
	SUNY Buffalo State College (NY)	Social Work
	SUNY Empire State College (NY)	Human Services
	SUNY Empire State College (NY)	Human Services
	SUNY Empire State College (NY)	Human Services
	SUNY Empire State College (NY)	Social work
	Syracuse University (NY)	Social work
	Syracuse University (NY)	Social work
Utica College (NY)	Occupational Therapy	
Labor Studies (LBR.AS)	N/A	N/A

Program	Educational Institution	Major
Liberal Arts & Sciences: Mathematics and Sciences (MTS.AS)	Coastal Carolina (SC)	Marine Science/Biology
	N/A	Pharmacy
	SUNY Buffalo State College (NY)	Financial Economics
	SUNY College of Environmental Science and Forestry (NY)	Chemistry
	SUNY College of Environmental Science and Forestry (NY)	Environmental Science
	SUNY College of Environmental Science and Forestry (NY)	Chemistry
	SUNY College of Environmental Science and Forestry (NY)	Chemistry
	SUNY Onondaga Community College (NY)	Nursing
	SUNY Upstate Medical University	Health Science
	Syracuse University (NY)	Biology (pre-med)
	Syracuse University (NY)	Public Health
Physical Education & Exercise Science Studies (EXR.AS)	N/A	N/A
Associate in Arts		
Liberal Arts & Sciences: Adolescence Education (EDA.AA)	N/A	N/A
Liberal Arts & Sciences: Childhood Education (EDC.AA)	SUNY Oswego (NY)	Childhood Education
	SUNY Oswego (NY)	Education
Liberal Arts & Sciences: General Studies (GEN.AA)	Columbia College (MO)	Computer sciences
	Le Moyne College (NY)	Psychology
	SUNY Buffalo State College (NY)	Journalism, Media Studies and Communication
	SUNY Buffalo University (NY)	Political Science
	SUNY Buffalo University (NY)	Environmental Studies and Forestry
	SUNY Onondaga Community College (NY)	Nursing
	SUNY Onondaga Community College (NY)	Taking a few classes
	Syracuse University (NY)	Information Management and Technology
	Syracuse University (NY)	Psychology
	University of Nevada (NV)	Business Management
Liberal Arts & Sciences: Humanities & Social Sciences (HMT.AA)	Cazenovia College (NY)	Fashion Merchandising
	Central Connecticut State University (CT)	Chemistry
	Emerson College (MA)	Journalism
	Geneva College (PA)	Business Administration
	Le Moyne College (NY)	Business
	Le Moyne College (NY)	Literature
	Le Moyne College (NY)	Communications
	Le Moyne College (NY)	Bachelor of Arts in Psychology
	Le Moyne College (NY)	Communications
	Mercy College (NY)	Social Work
	SUNY Buffalo State College (NY)	Psychology
	SUNY Empire State College (NY)	Science, Math, Tech
	SUNY Empire State College (NY)	Public Administration
	SUNY Potsdam (NY)	History
	Saint Lawrence University (NY)	Political Science
	SUNY Albany (NY)	Communications
	SUNY Binghamton (NY)	Human Development
	SUNY Buffalo University (NY)	International Studies
	SUNY Cortland (NY)	Health Science
	SUNY Oswego (NY)	Political Science
	SUNY Stony Brook (NY)	Physics
	Syracuse University (NY)	Sociology
	Syracuse University (NY)	Education
	Syracuse University (NY)	Life Sciences
	Syracuse University (NY)	History
	Syracuse University (NY)	Social work
	Technical Career Institutes, Inc. (NY)	Network Systems Administration
	Wells College (NY)	History
	Wells College (NY)	Political Science


Program	Educational Institution	Major
Liberal Arts & Sciences: Mathematics and Sciences (MTS.AA)	Cornell University (NY)	Viticulture and Enology
	SUNY Buffalo University (NY)	Engineering
	SUNY College of Environmental Science & Forestry (NY)	Environmental Studies and Forestry
	SUNY Upstate Medical University	Medical Technology
Certificate		
Fire Protection Technology Certificate (FPC.CERT)	SUNY Cortland (NY)	N/A
Law Enforcement Certificate (LEC.CERT)	Syracuse University (NY)	Forensic Science
Professional Cooking Certificate (PFC.CERT)	N/A	N/A
Surgical Technology Certificate (SGC.CERT)	N/A	N/A

Survey Q17: Major Fields-of-Study Data Provided (Most Frequently Listed)

Major Fields of Study Listed By 2012 Survey Participants			
1	Health Sciences (16)	14	Architecture and Design (3)
2	Math/Science (15)	15	Education (3)
3	Business (14)	16	Emergency Management (3)
4	Law/Justice/Sociology (14)	17	Environmental Studies and Forestry (3)
5	Information Sciences (11)	18	History (3)
6	Art and Music (10)	19	Public Administration (3)
7	Social Work (9)	20	Economics (2)
8	Communications (8)	21	Hospitality (2)
9	Psychology (8)	22	Fashion Merchandising (1)
10	Human Services (6)	23	English (1)
11	Political Science (6)	24	Humanities (1)
12	Engineering Sciences (5)	25	International Studies (1)
13	Accounting (3)	26	Taking a few classes (1)

Appendix D: 2012 Post-Graduate Survey Tool

Note: See attached document



POST-GRADUATE SURVEY

Please take a moment to complete the following post-graduate survey. Your feedback will help strengthen our college's programs and services.

Directions: Use either a pencil or black pen and select your choices by placing an "X" in the squares. Please write clearly and legibly when completing open-ended responses.

Disclaimer: All personal information contained within this survey is used solely for internal purposes. All responses will be kept confidential.

Section I: EMPLOYMENT

Q1) Are you currently employed?
 Yes..... No

If you answered "Yes" to [Q1], please answer [Q2], if you answered "No", please answer [Q3]

<p>Q2) What is your primary employment status?</p> <p>Full-time (30 hrs/wk or more) <input type="checkbox"/></p> <p>Part-time (29 hrs/wk or less) <input type="checkbox"/></p> <p>In the military..... <input type="checkbox"/></p> <p>Self-employed..... <input type="checkbox"/></p> <p>Employed, but on leave (paid or unpaid)..... <input type="checkbox"/></p> <p>Other..... <input type="checkbox"/></p> <div style="border: 1px solid black; height: 20px; width: 100%; margin-top: 5px;"></div>	<p>Q3) Are you currently seeking employment?</p> <p>Yes, I am currently seeking employment <input type="checkbox"/></p> <p>No, I am not currently seeking employment <input type="checkbox"/></p> <p>Retired..... <input type="checkbox"/></p> <p>Other..... <input type="checkbox"/></p> <div style="border: 1px solid black; height: 40px; width: 100%; margin-top: 5px;"></div>
--	---

If you answered "No" to [Q1], please skip to Section II: "Continuing Education" pg.2

<p>Q4) Please choose <u>ONE</u> category that most appropriately describes your occupation:</p> <table border="0" style="width: 100%;"> <tr> <td style="width: 50%;">Business, Consulting, Fin. Mgmt, Sales, etc..... <input type="checkbox"/></td> <td style="width: 50%;">Arts, Performance, Music, etc..... <input type="checkbox"/></td> </tr> <tr> <td>Technology or Engineering..... <input type="checkbox"/></td> <td>Research/Academic..... <input type="checkbox"/></td> </tr> <tr> <td>Medicine/Health..... <input type="checkbox"/></td> <td>Education /Teaching/Administration..... <input type="checkbox"/></td> </tr> <tr> <td>Government/Community, Public or Social Serv. <input type="checkbox"/></td> <td>Communication, Journalism, Media..... <input type="checkbox"/></td> </tr> <tr> <td>Law Enforcement/Legal Services..... <input type="checkbox"/></td> <td>Entrepreneur..... <input type="checkbox"/></td> </tr> <tr> <td colspan="2" style="text-align: center;">Other* (describe in [Q4a]) <input type="checkbox"/></td> </tr> </table> <p>Q4a) *Other, please describe: <div style="border: 1px solid black; height: 20px; width: 100%; margin-top: 5px;"></div></p> <p>Q5) Are you employed:</p> <p>In Onondaga County..... <input type="checkbox"/></p> <p>In New York State (outside of Onondaga County)..... <input type="checkbox"/></p> <p>Outside of New York State*..... <input type="checkbox"/></p> <p><i>*If outside NY, please indicate the state abbreviation</i> </p>	Business, Consulting, Fin. Mgmt, Sales, etc..... <input type="checkbox"/>	Arts, Performance, Music, etc..... <input type="checkbox"/>	Technology or Engineering..... <input type="checkbox"/>	Research/Academic..... <input type="checkbox"/>	Medicine/Health..... <input type="checkbox"/>	Education /Teaching/Administration..... <input type="checkbox"/>	Government/Community, Public or Social Serv. <input type="checkbox"/>	Communication, Journalism, Media..... <input type="checkbox"/>	Law Enforcement/Legal Services..... <input type="checkbox"/>	Entrepreneur..... <input type="checkbox"/>	Other* (describe in [Q4a]) <input type="checkbox"/>		<p>Q6) Employer Name: <div style="border: 1px solid black; height: 20px; width: 100%; margin-top: 5px;"></div></p> <p>Q7) Job Title: <div style="border: 1px solid black; height: 20px; width: 100%; margin-top: 5px;"></div></p> <p>Q8) Annual Salary:</p> <table border="0" style="width: 100%;"> <tr> <td>Less than \$15,000 ... <input type="checkbox"/></td> <td>\$45,000 to \$54,999 .. <input type="checkbox"/></td> </tr> <tr> <td>\$15,000 to \$24,999 .. <input type="checkbox"/></td> <td>\$55,000 to \$64,999 .. <input type="checkbox"/></td> </tr> <tr> <td>\$25,000 to \$34,999 .. <input type="checkbox"/></td> <td>\$65,000 and over <input type="checkbox"/></td> </tr> <tr> <td>\$35,000 to \$44,999 .. <input type="checkbox"/></td> <td></td> </tr> </table> <p>Q9) Is your job on your career path? Yes..... <input type="checkbox"/> No <input type="checkbox"/></p> <p>Q10) How closely related is your current occupation to your program of study at OCC?</p> <table border="0" style="width: 100%;"> <tr> <td>Highly related <input type="checkbox"/></td> <td>Not at all <input type="checkbox"/></td> </tr> <tr> <td>Slightly related <input type="checkbox"/></td> <td>Not applicable <input type="checkbox"/></td> </tr> </table>	Less than \$15,000 ... <input type="checkbox"/>	\$45,000 to \$54,999 .. <input type="checkbox"/>	\$15,000 to \$24,999 .. <input type="checkbox"/>	\$55,000 to \$64,999 .. <input type="checkbox"/>	\$25,000 to \$34,999 .. <input type="checkbox"/>	\$65,000 and over <input type="checkbox"/>	\$35,000 to \$44,999 .. <input type="checkbox"/>		Highly related <input type="checkbox"/>	Not at all <input type="checkbox"/>	Slightly related <input type="checkbox"/>	Not applicable <input type="checkbox"/>
Business, Consulting, Fin. Mgmt, Sales, etc..... <input type="checkbox"/>	Arts, Performance, Music, etc..... <input type="checkbox"/>																								
Technology or Engineering..... <input type="checkbox"/>	Research/Academic..... <input type="checkbox"/>																								
Medicine/Health..... <input type="checkbox"/>	Education /Teaching/Administration..... <input type="checkbox"/>																								
Government/Community, Public or Social Serv. <input type="checkbox"/>	Communication, Journalism, Media..... <input type="checkbox"/>																								
Law Enforcement/Legal Services..... <input type="checkbox"/>	Entrepreneur..... <input type="checkbox"/>																								
Other* (describe in [Q4a]) <input type="checkbox"/>																									
Less than \$15,000 ... <input type="checkbox"/>	\$45,000 to \$54,999 .. <input type="checkbox"/>																								
\$15,000 to \$24,999 .. <input type="checkbox"/>	\$55,000 to \$64,999 .. <input type="checkbox"/>																								
\$25,000 to \$34,999 .. <input type="checkbox"/>	\$65,000 and over <input type="checkbox"/>																								
\$35,000 to \$44,999 .. <input type="checkbox"/>																									
Highly related <input type="checkbox"/>	Not at all <input type="checkbox"/>																								
Slightly related <input type="checkbox"/>	Not applicable <input type="checkbox"/>																								

-FLIP OVER-

1