



The Economic Value of Onondaga Community College

REFLECTS FISCAL YEAR 2017-18



ECONOMIC IMPACT ANALYSIS

♣ = 100 jobs

1 out of every **52**

jobs in Central New York is supported by the activities of OCC and its students.



Alumni impact

Impact of the increased earnings of OCC alumni and the businesses they work for

\$496.6 million

Added income

enough to buy **5,708** houses in Syracuse, NY



- OR -

5,851 Jobs supported



OCC TOTAL ANNUAL IMPACT

\$619.3 million

Added income

- OR -

8,506 Jobs supported



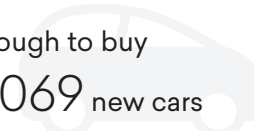
Operations spending impact

Impact of annual payroll and other spending

\$103 million

Added income

enough to buy **3,069** new cars



- OR -

2,317 Jobs supported



Student spending impact

Impact of the daily spending of OCC students attracted to or retained in the region

\$18.6 million

Added income

enough to buy **1,497** families* a year's worth of groceries



- OR - **323** Jobs supported



* family of four



Construction spending impact

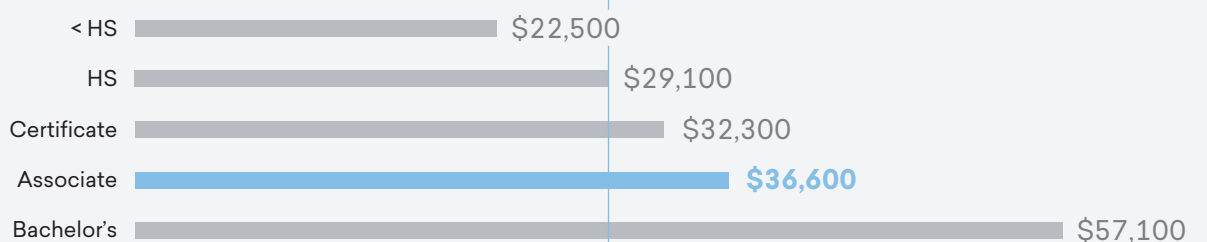
\$1.1 million

Added income



INVESTMENT ANALYSIS

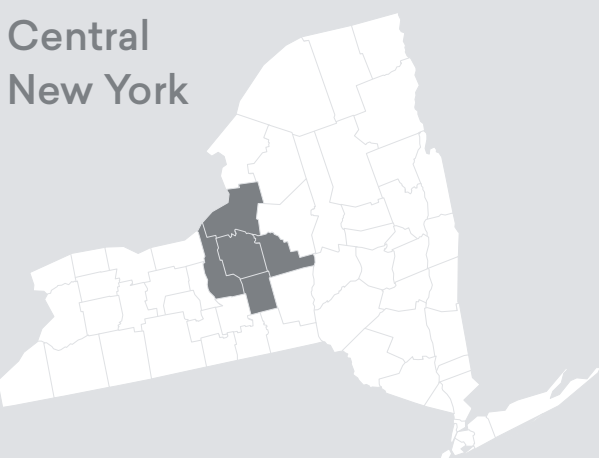
The average associate degree graduate from OCC will see an increase in earnings of **\$7,500** each year compared to someone with a high school diploma working in New York.



About OCC

- 13,419 Credit Students
- 2,099 Non-Credit Students
- 2,002 Employees

Central New York




For every **\$1...**



Students gain **\$6.70** in lifetime earnings



Taxpayers gain **\$3.90** in added tax revenue and public sector savings



Society gains **\$14.10** in added state revenue and social savings

